

**INTERIM CONDENSED CONSOLIDATED REPORT OF THE CCC
GROUP FOR THE FIRST QUARTER OF 2024**

from 1 February 2024
to 30 April 2024



SELECTED FINANCIAL AND OPERATING DATA OF THE CCC GROUP

Selected financial data from the consolidated statement of comprehensive income	PLN million		EUR million	
	1 Feb 2024– 30 Apr 2024	1 Feb 2023– 30 Apr 2023	1 Feb 2024– 30 Apr 2024	1 Feb 2023– 30 Apr 2023
	unaudited, unreviewed	unaudited, unreviewed	unaudited, unreviewed	unaudited, unreviewed
Revenue	2,261.3	2,064.1	524.3	442.9
CCC	950.7	848.4	220.4	182.0
HalfPrice	370.8	251.5	86.0	54.0
eobuwie	703.1	701.0	163.0	150.4
MODIVO	220.0	240.9	51.0	51.7
DeeZee	16.7	22.3	3.9	4.8
Gross profit (loss)	1,162.8	958.8	269.6	205.7
Gross margin	51.4%	46.5%	51.4%	46.5%
Operating profit (loss)				
CCC	108.5	-41.8	25.2	-9.0
HalfPrice	33.4	-17.4	7.8	-3.7
eobuwie	12.0	-4.6	2.8	-1.0
MODIVO	-3.1	-4.4	-0.7	-0.9
DeeZee	-0.2	1.2	-0.1	0.3
Operating profit (loss)	150.6	-67.0	34.9	-14.4
Profit (loss) before tax	46.8	-154.1	10.8	-33.1
NET PROFIT (LOSS) FROM CONTINUING OPERATIONS	50.5	-152.0	11.7	-32.6
Net profit (loss)	50.5	-152.0	11.7	-32.6

Selected financial data from the consolidated statement of financial position	PLN million		EUR million	
	30 Apr 2024	31 Jan 2024	30 Apr 2024	31 Jan 2024
	unaudited, unreviewed	audited	unaudited, unreviewed	audited
Non-current assets	3,739.0	3,740.5	865.2	861.2
Current assets, including:	4,149.1	3,580.9	960.2	824.4
Inventories	3,272.0	2,911.6	757.2	670.4
Cash	395.5	266.5	91.5	61.4
Total assets	7,898.1	7,346.0	1,827.7	1,691.3
Non-current liabilities, including:	1,888.9	1,959.3	437.1	451.1
Bank borrowings and bonds	619.5	676.6	143.4	155.8
Lease liabilities	1,201.0	1,213.2	277.9	279.3
Current liabilities, including:	5,005.9	4,433.2	1,158.4	1,020.7
Bank borrowings and bonds	1,619.7	1,418.8	374.8	326.7
Trade and other payables	2,078.4	1,820.2	481.0	419.1
Total liabilities	6,894.8	6,392.5	1,595.5	1,471.8
Equity	1,003.3	953.5	232.2	219.5

Selected financial data from the consolidated statement of cash flows	PLN million		EUR million	
	1 Feb 2024– 30 Apr 2024	1 Feb 2023– 30 Apr 2023	1 Feb 2024– 30 Apr 2024	1 Feb 2023– 30 Apr 2023
	unaudited, unreviewed	unaudited, unreviewed	unaudited, unreviewed	unaudited, unreviewed
Net cash flows from operating activities	228.3	323.5	52.9	69.4
Net cash flows from investing activities	-61.8	-108.5	-14.3	-23.3
Net cash flows from financing activities	-37.6	-216.0	-8.7	-46.3
Total cash flows	129.0	-1.0	29.9	-0.2
Capital expenditure	-79.7	-109.1	-18.5	-23.4

Operating data	30 Apr 2024	31 Jan 2024
	unaudited, unreviewed	audited
Number of stores	988	979
Retail space (thousand m ²)	800.3	787.4
Number of markets with digital sales	19	19

Selected data from the interim condensed consolidated statement of comprehensive income, interim condensed consolidated statement of financial position and interim condensed consolidated statement of cash flows were translated into the euro using the method specified below:

- 1) Items of assets, equity and liabilities in the interim condensed consolidated statement of financial position were translated at the exchange rate effective on the last day of the reporting period:
 - the exchange rate as at 30 April 2024 was EUR 1 = PLN 4.3213
 - the exchange rate as at 31 January 2024 was EUR 1 = PLN 4.3434
- 2) particular items of the interim condensed consolidated statement of comprehensive income and the interim condensed consolidated statement of cash flows were translated at exchange rates representing the arithmetic mean of the exchange rates quoted by the National Bank of Poland for the euro in effect on the last day of each month in a given reporting period:
 - in the period 1 February 2024 – 30 April 2024, the average exchange rate was EUR 1 = PLN 4.3137
 - in the period 1 February – 30 April 2023, the average exchange rate was EUR 1 = PLN 4.6605

The amounts were translated at the exchange rates specified above by dividing amounts expressed in millions of the zloty by the exchange rate.

TABLE OF CONTENTS

SELECTED FINANCIAL AND OPERATING DATA OF THE CCC GROUP	2
INTERIM CONDENSED CONSOLIDATED FINANCIAL STATEMENTS FOR THE THREE MONTHS ENDED 30 APRIL 2024.....	6
INTERIM CONDENSED CONSOLIDATED STATEMENT OF COMPREHENSIVE INCOME.....	7
INTERIM CONDENSED CONSOLIDATED STATEMENT OF FINANCIAL POSITION	8
INTERIM CONDENSED CONSOLIDATED STATEMENT OF CASH FLOWS	10
INTERIM CONDENSED CONSOLIDATED STATEMENT OF CHANGES IN EQUITY	11
1. GENERAL INFORMATION	12
2. SEGMENTS AND REVENUE	23
3. NOTES TO THE INTERIM CONDENSED CONSOLIDATED STATEMENT OF COMPREHENSIVE INCOME.....	26
3.1. COSTS BY NATURE OF EXPENSE.....	26
3.2. OTHER INCOME AND EXPENSES, FINANCE INCOME AND COSTS	27
4. NOTES TO THE INTERIM CONDENSED CONSOLIDATED STATEMENT OF FINANCIAL POSITION.....	28
4.1. PROVISIONS.....	28
4.2. DEFERRED TAX ASSETS AND LIABILITIES	29
4.3. CHANGE IN IMPAIRMENT LOSSES/WRITE-DOWNS ON ASSETS AND IN LOSS ALLOWANCES	30
5. DEBT; CAPITAL AND LIQUIDITY MANAGEMENT	31
5.1. CAPITAL MANAGEMENT.....	31
5.2. BANK BORROWINGS AND BONDS	31
5.3. CONTRACTUAL MATURITIES.....	34
6. OTHER.....	35
6.1. FINANCIAL INSTRUMENTS.....	35
6.2. RELATED-PARTY TRANSACTIONS.....	37
6.3. SHARE-BASED PAYMENTS	38
7. EVENTS AFTER THE REPORTING DATE.....	38
INTERIM CONDENSED SEPARATE FINANCIAL STATEMENTS FOR THE FIRST QUARTER OF 2024	39
INTERIM CONDENSED SEPARATE STATEMENT OF COMPREHENSIVE INCOME.....	40
INTERIM CONDENSED SEPARATE STATEMENT OF FINANCIAL POSITION	41
INTERIM CONDENSED SEPARATE STATEMENT OF CASH FLOWS	42
INTERIM CONDENSED SEPARATE STATEMENT OF CHANGES IN EQUITY	43
8. GENERAL INFORMATION	44
9. SEGMENTS.....	51
10. NOTES TO THE INTERIM CONDENSED SEPARATE STATEMENT OF COMPREHENSIVE INCOME.....	52
10.1. COSTS BY NATURE OF EXPENSE.....	52
10.2. OTHER INCOME AND EXPENSES, FINANCE INCOME AND COSTS	53
11. NOTES TO THE INTERIM CONDENSED SEPARATE STATEMENT OF FINANCIAL POSITION.....	54
11.1. DEFERRED TAX ASSETS AND LIABILITIES	54
11.2. PROVISIONS.....	55
11.3. CHANGE IN IMPAIRMENT LOSSES/WRITE-DOWNS ON ASSETS AND IN LOSS ALLOWANCES	56
12. DEBT; CAPITAL AND LIQUIDITY MANAGEMENT	56
12.1. CAPITAL MANAGEMENT.....	56
12.2. DEBT UNDER BORROWINGS AND BONDS	57

12.3.	CONTRACTUAL MATURITIES.....	58
13.	OTHER.....	59
13.1.	FINANCIAL INSTRUMENTS.....	59
13.2.	OTHER NON-CURRENT FINANCIAL LIABILITIES	60
13.3.	RELATED-PARTY TRANSACTIONS.....	60
13.4.	SHARE-BASED PAYMENTS	60
14.	EVENTS AFTER THE REPORTING DATE.....	61
INTERIM CONDENSED CONSOLIDATED DIRECTORS' REPORT ON THE OPERATIONS OF THE CCC GROUP IN THE FIRST QUARTER OF 2024		62
15.	BUSINESS OF THE CCC GROUP	64
16.	BUSINESS PROFILE.....	64
17.	FACTORS AND EVENTS WITH BEARING ON THE PERFORMANCE OF THE CCC GROUP	64
18.	MARKET ENVIRONMENT AND COMPETITION IN OUR KEY REGIONS.....	66
19.	SEASONALITY	68
20.	OPERATIONAL DATA ON MODIVO S.A. SALES	69
21.	ANALYSIS OF SELECTED FINANCIAL AND OPERATING DATA OF THE CCC GROUP	69
22.	INDICATORS.....	76
23.	CURRENT SALES TRENDS	77
24.	COVENANTS / FINANCIAL RATIOS	77
25.	OTHER INFORMATION.....	81
MANAGEMENT BOARD'S REPRESENTATIONS		83

INTERIM CONDENSED CONSOLIDATED FINANCIAL STATEMENTS FOR THE THREE MONTHS ENDED 30 APRIL 2024

from 1 February 2024
to 30 April 2024



INTERIM CONDENSED CONSOLIDATED STATEMENT OF COMPREHENSIVE INCOME

	1 Feb 2024–30 Apr 2024	1 Feb 2023–30 Apr 2023
	unaudited, unreviewed	unaudited, unreviewed
CONTINUING OPERATIONS		
Revenue	2,261.3	2,064.1
Cost of sales	-1,098.5	-1,105.3
Gross profit	1,162.8	958.8
Costs of points of purchase and distribution	-934.7	-939.4
Administrative expenses	-93.2	-99.9
Other income	23.5	28.9
Other expenses	-11.3	-17.4
(Recognition) / Reversal of loss allowances (trade and other receivables)	3.5	2.0
Operating profit (loss)	150.6	-67.0
Finance income	4.8	24.0
Finance costs	-108.6	-111.1
Profit (loss) before tax	46.8	-154.1
Income tax	3.7	2.1
NET PROFIT (LOSS) FROM CONTINUING OPERATIONS	50.5	-152.0
NET PROFIT (LOSS)	50.5	-152.0
Attributable to owners of the parent	59.2	-140.3
Attributable to non-controlling interests	-8.7	-11.7
Other comprehensive income from continuing operations	-3.0	-2.6
Items that may be reclassified to profit or loss:		
Exchange differences on translating foreign operations	-3.0	-2.6
Total other comprehensive income, net	-3.0	-2.6
TOTAL COMPREHENSIVE INCOME	47.5	-154.6
Comprehensive income attributable to owners of the parent from:	56.7	-142.6
- continuing operations	56.7	-142.6
Non-controlling interests	-9.2	-12.0
Weighted average number of ordinary shares (million)	68.9	55.3
Basic earnings (loss) per share from profit (loss) for period, attributable to owners of the parent (PLN)	0.86	-2.54
Basic earnings (loss) per share from profit (loss) from continuing operations for period, attributable to owners of the parent (PLN)	0.86	-2.54
Diluted earnings (loss) per share from profit (loss) for period, attributable to owners of the parent (PLN)	0.86	-2.54
Diluted earnings (loss) per share from profit (loss) from continuing operations for period, attributable to owners of the parent (PLN)	0.86	-2.54

INTERIM CONDENSED CONSOLIDATED STATEMENT OF FINANCIAL POSITION

	30 Apr 2024	31 Jan 2024
	unaudited, unreviewed	audited
Intangible assets	442.4	431.5
Goodwill	199.5	199.7
Property, plant and equipment – leasehold improvements	721.8	713.1
Property, plant and equipment – distribution	640.2	690.5
Property, plant and equipment – other	66.3	41.9
Right-of-use assets	1,383.6	1,400.1
Deferred tax assets	270.2	248.7
Other financial assets	11.2	11.2
Investments in associates	3.8	3.8
Non-current assets	3,739.0	3,740.5
Inventories	3,272.0	2,911.6
Trade receivables	252.2	194.1
Income tax receivable	23.8	25.2
Other receivables	200.3	183.0
Cash and cash equivalents	395.5	266.5
Derivative financial instruments	5.3	0.5
Current assets	4,149.1	3,580.9
Assets classified as held for sale	10.0	24.6
TOTAL ASSETS	7,898.1	7,346.0
Bank borrowings and bonds	619.5	676.6
Deferred tax liabilities	31.1	31.4
Other non-current liabilities	3.3	4.0
Provisions	12.8	12.8
Grants received	14.6	14.7
Lease liabilities	1,201.0	1,213.2
Other non-current financial liabilities	6.6	6.6
Non-current liabilities	1,888.9	1,959.3
Bank borrowings and bonds	1,619.7	1,418.8
Trade and other payables	2,078.4	1,820.2
Other liabilities	543.2	462.7
Income tax liabilities	12.9	6.7
Provisions	26.3	9.3
Grants received	0.5	0.5
Lease liabilities	524.2	519.0
Liabilities arising from obligation to purchase non-controlling interests	197.3	192.6
Other current financial liabilities	3.4	3.4
Current liabilities	5,005.9	4,433.2
TOTAL LIABILITIES	6,894.8	6,392.5
NET ASSETS	1,003.3	953.5

Equity		
Share capital	6.9	6.9
Share premium	1,648.2	1,648.2
Translation reserve	-3.5	-1.0
Actuarial valuation of employee benefits	0.5	0.5
Retained earnings	-754.3	-813.5
Equity attributable to owners of the parent	897.8	841.1
Non-controlling interests	105.5	112.4
TOTAL EQUITY	1,003.3	953.5
TOTAL EQUITY AND LIABILITIES	7,898.1	7,346.0

INTERIM CONDENSED CONSOLIDATED STATEMENT OF CASH FLOWS

	1 Feb 2024–30 Apr 2024	1 Feb 2023–30 Apr 2023
	unaudited, unreviewed	unaudited, unreviewed
Profit (loss) before tax	46.8	-154.1
Depreciation/amortisation	149.9	155.5
Impairment losses on property, plant and equipment, right-of-use assets, intangible assets and remeasurement to fair value of disposal group	1.7	14.3
(Gain) loss on investing activities	12.4	-
Borrowing costs	92.3	96.5
Other adjustments to profit before tax	27.3	-42.0
Income tax paid	-10.5	-17.1
Cash flow before changes in working capital	319.9	53.1
Changes in working capital		
Change in inventories and inventory write-downs	-360.4	-223.2
Change in receivables and impairment losses on receivables	-76.0	-31.2
Change in current liabilities, net of borrowings and bonds	344.9	524.8
Net cash flows from operating activities	228.4	323.5
Proceeds from sale of property, plant and equipment	17.9	0.6
Purchase of intangible assets and property, plant and equipment	-79.7	-109.1
Net cash flows from investing activities	-61.8	-108.5
Proceeds from borrowings	165.0	23.5
Repayment of borrowings	-76.3	-317.0
Lease payments	-94.9	-99.3
Interest paid	-36.4	-44.4
Other cash provided by financing activities	5.0	8.9
Net proceeds from share issue	-	212.3
Net cash flows from financing activities	-37.6	-216.0
TOTAL CASH FLOWS	129.0	-1.0
Net increase/decrease in cash and cash equivalents	129.0	-1.0
Cash and cash equivalents at beginning of period	266.5	395.4
Cash and cash equivalents at end of period	395.5	394.4

INTERIM CONDENSED CONSOLIDATED STATEMENT OF CHANGES IN EQUITY

unaudited, unreviewed	SHARE CAPITAL	SHARE PREMIUM	RETAINED EARNINGS	TRANSLATION RESERVE	ACTUARIAL VALUATION OF EMPLOYEE BENEFITS	NON-CONTROLLING INTERESTS	TOTAL EQUITY
	ATTRIBUTABLE TO OWNERS OF THE PARENT						
As at 1 Feb 2024	6.9	1,648.2	-813.5	-1.0	0.5	112.4	953.5
Net profit (loss) for period	-	-	50.5	-	-	-	50.5
Net profit (loss) allocated to non-controlling interests	-	-	8.7	-	-	-8.7	-
Exchange differences on translation	-	-	-	-2.5	-	-0.5	-3.0
Total comprehensive income	-	-	59.2	-2.5	-	-9.2	47.5
Measurement of employee option plan	-	-	-	-	-	2.3	2.3
Total transactions with owners	-	-	-	-	-	2.3	2.3
As at 30 Apr 2024	6.9	1,648.2	-754.3	-3.5	0.5	105.5	1,003.3

unaudited, unreviewed	SHARE CAPITAL	SHARE PREMIUM	RETAINED EARNINGS	TRANSLATION RESERVE	ACTUARIAL VALUATION OF EMPLOYEE BENEFITS	NON-CONTROLLING INTERESTS	TOTAL EQUITY
	ATTRIBUTABLE TO OWNERS OF THE PARENT						
As at 1 Feb 2023	5.5	1,148.0	-759.7	22.1	0.4	166.4	582.7
Net profit (loss) for period attributable to owners of the parent	-	-	-140.3	-	-	-	-140.3
Profit (loss) attributable to non-controlling interests	-	-	-	-	-	-11.7	-11.7
Exchange differences on translation	-	-	-	-2.3	-	-0.3	-2.6
Total comprehensive income	-	-	-140.3	-2.3	-	-12.0	-154.6
Measurement of employee option plan	-	-	-	-	-	4.2	4.2
Other changes	-	-	-	0.1	-	-	0.1
Share issue	-	212.3	-	-	-	-	212.3
Acquisition of subsidiary	-	-	-	-	-	4.1	4.1
Total transactions with owners	-	212.3	-	0.1	-	8.3	220.7
As at 30 Apr 2024	5.5	1,360.3	-900.0	19.9	0.4	162.7	648.8

1. GENERAL INFORMATION

Company name:	CCC Spółka Akcyjna
Registered office:	ul. Strefowa 6, 59-101 Polkowice, Poland
Registry court:	District Court for Wrocław-Fabryczna in Wrocław, 9th Commercial Division of the National Court Register
Entry in the National Court Register (KRS) No:	0000211692
Principal business:	The Company's principal business activity according to the European Classification of Business Activities is wholesale and retail trade in clothing and footwear (EKD 5142).
Management Board:	President: Dariusz Miłek Vice President: Karol Półtorak Vice President: Igor Matus

CCC S.A. (the "Company", the "parent"), the parent of the CCC Group, has been listed on the Warsaw Stock Exchange since 2004.

As at 30 April 2024, the CCC Group (the "CCC Group", the "Group") comprised the parent CCC S.A. of Poland, registered at ul. Strefowa 6 in Polkowice, and its subsidiaries.

These interim condensed consolidated financial statements cover the three months ended 30 April 2024 and contain comparative data for the three months ended 30 April 2023 and as at 31 January 2024. The interim condensed consolidated statement of comprehensive income and notes to the statement of comprehensive income contain data for the three months ended 30 April 2024 and comparative data for the three months ended 30 April 2023, which has not been audited or reviewed by an auditor.

These interim condensed consolidated financial statements of the CCC Group for the three months ended 30 April 2024 were authorised for issue by the Management Board on 12 June 2024.

The interim financial results may not be indicative of the Group's potential full-year financial results due to the seasonality effect (with peak demand falling in spring and autumn).

As at the reporting date and the date of issue of this interim condensed consolidated report, the Supervisory Board was composed of: Wiesław Oleś as Chairman, with Zofia Dzik, Filip Gorczyca, Mariusz Gnych, Marcin Stańko, and Piotr Kamiński serving as Members of the Supervisory Board.

The parent and other Group companies were established for an indefinite period.

STRUCTURE OF THE CCC GROUP

The CCC Group consists of CCC S.A. (the parent) and its subsidiaries. In the three months ended 30 April 2024, there were changes in the composition of the CCC Group relative to 31 January 2024, as discussed in more detail below. The structure of the CCC Group as at the reporting date is presented below.

SUBSIDIARIES OF CCC S.A.	REGISTERED OFFICE/COUNTRY	PRINCIPAL BUSINESS	EQUITY INTEREST AS AT 30 APR 2024	EQUITY INTEREST AS AT 31 JAN 2024
CCC Czech s.r.o.	Prague, Czech Republic	trade	100%	100%
CCC Slovakia s.r.o.	Bratislava, Slovakia	trade	100%	100%
CCC Hungary Shoes Kft.	Budapest, Hungary	trade	100%	100%
CCC Obutev d.o.o.	Maribor, Slovenia	trade	100%	100%
CCC Hrvatska d.o.o.	Zagreb, Croatia	trade	100%	100%
C-AirOP Ltd. [1]	Douglas, Isle of Man	services	50%	50%
CCC.eu Sp. z o.o. [2]	Polkowice, Poland	procurement and sale	100%	100%
CCC Shoes & Bags Sp. z o.o.	Polkowice, Poland	investments	100%	100%
CCC Shoes Bulgaria EOOD	Sofia, Bulgaria	trade	100%	100%
Modivo S.A. [3]	Zielona Góra, Poland	trade	75%	75%
Modivo S.R.L.	Alme, Italy	services	75%	75%
eobuwie.pl Logistics Sp. z o.o.	Zielona Góra, Poland	logistics	75%	75%
eschuhe.de GmbH	Frankfurt am Oder, Germany	trade	75%	75%
Branded Shoes and Bags Sp. z o.o. [4]	Zielona Góra, Poland	services	75%	75%
eschuhe.CH GmbH	Zug, Switzerland	trade	75%	75%
Modivo.cz s.r.o.	Prague, Czech Republic	trade	75%	75%
epantofi modivo s.r.l.	Bucharest, Romania	logistics	75%	75%
Modivo.lv SIA	Riga, Latvia	logistics	75%	75%
Modivo.sk s.r.o.	Bratislava, Slovakia	trade	75%	75%
Ecip Modivo Kft. [5]	Budapest, Hungary	trade	75%	0%
Fashion Tech Solutions Sp. z o.o. [6]	Warsaw, Poland	services	75%	0%
CCC Shoes & Bags d.o.o. Beograd	Belgrade, Serbia	trade	100%	100%
Shoe Express S.A. [7]	Bucharest, Romania	trade	100%	100%
DeeZee Sp. z o.o. [8]	Kraków, Poland	trade	75%	75%
HalfPrice Sp. z o.o.	Polkowice, Poland	trade	100%	100%
OFP Austria GmbH [9]	Graz, Austria	trade	100%	100%
OU CCC Estonia	Tallinn, Estonia	trade	100%	100%
UAB CCC Lithuania	Vilnius, Lithuania	trade	100%	100%
SIA CCC Shoes Latvia	Riga, Latvia	trade	100%	100%
CCC Ukraina Sp. z o.o.	Lviv, Ukraine	trade	75%	75%
CCC TECH Sp. z o.o. [10]	Polkowice, Poland	services	100%	0%

ASSOCIATES	REGISTERED OFFICE/COUNTRY	PRINCIPAL BUSINESS	EQUITY INTEREST AS AT 30 APR 2024	EQUITY INTEREST AS AT 31 JAN 2024
HR Group Holding s.a.r.l. [11]	Luxembourg	trade	31%	31%
Pronos Sp. z o.o. [12]	Wrocław, Poland	services	25%	25%

[1] C-AirOp Ltd. is a subsidiary of CCC S.A. (50%). Having analysed the functions performed by the company's shareholders, the Management Board is of the opinion that the Group continues to control the operations and management of the company.

[2] CCC.eu Sp. z o.o. is a subsidiary of CCC S.A. (86.69%) and a subsidiary of CCC Shoes & Bags Sp. z o.o. (13.31%).

[3] Modivo S.A. is a subsidiary of CCC Shoes & Bags Sp. z o.o. (74.69%) together with other Modivo group companies.

[4] As at 30 April 2024, Branded Shoes and Bags Sp. z o.o. was in liquidation.

[5] On 15 February 2024, Modivo S.A. registered Ecip Modivo Kft., a new commercial company based in Budapest, Hungary. The entity is a wholly-owned subsidiary of Modivo S.A.

[6] On 14 February 2024, Modivo S.A. registered Fashion Tech Solutions Sp. z o.o., its new subsidiary based in Warsaw, Poland. The entity is a wholly-owned subsidiary of Modivo S.A. whose principal business consists in the sale of information and communication technology tools and the provision of software and IT services.

[7] Shoe Express S.A. shares are held by: CCC Shoes & Bags Sp. z o.o. (95%) and CCC.eu Sp. z o.o. (5%).

[8] DeeZee Sp. z o.o. is a subsidiary of CCC Shoes & Bags Sp. z o.o. (75%).

[9] OFP Austria GmbH is a subsidiary of HalfPrice Sp. z o.o. (100%).

[10] On 5 February 2024, CCC S.A. registered CCC Tech Sp. z o.o., its subsidiary based in Polkowice. CCC Tech Sp. z o.o. was established to spin off IT services from the broader framework of the CCC Group. The principal business activity of the new company is the provision of IT services to CCC Group companies as well as to entities outside the CCC Group. For this purpose, an organised part of the enterprise was spun off within CCC.eu Sp. z o.o. and transferred to CCC Tech Sp. z o.o., in return for new shares.

[11] On 12 April 2023, the Management Board of HR Group filed for bankruptcy with the District Court of Osnabrück.

[12] Pronos Sp. z o.o. shares are held by CCC Shoes & Bags Sp. z o.o. (24.9%).

BASIS OF ACCOUNTING

These interim condensed consolidated financial statements have been prepared in accordance with International Accounting Standard 34 Interim Financial Reporting, as endorsed by the European Union ("IAS 34").

Interim condensed consolidated financial statements do not include all the information and disclosures required in full-year financial statements and should be read in conjunction with the consolidated financial statements of the CCC Group for the year ended 31 January 2024, which were authorised for issue on 5 April 2024.

These financial statements have been prepared on a historical cost basis except for investment property and derivative financial instruments, which are measured at fair value.

The data contained in these interim condensed consolidated financial statements is presented in millions of Polish złoty, unless more accurate information is provided in specific cases. The functional and reporting currency of the parent is the Polish złoty (PLN). The functional currency of each subsidiary is determined separately, and used to measure that subsidiary's assets and liabilities.

BASIS OF CONSOLIDATION

These interim condensed consolidated financial statements contain the financial statements of CCC S.A. and its subsidiaries. The subsidiaries are consolidated from the date the CCC Group acquires control until the date the Group ceases to control a given subsidiary. In the reporting period the Group controlled all of its subsidiaries. All transactions, balances, income and expenses between the consolidated related entities are eliminated on consolidation.

GOING CONCERN

These financial statements have been prepared on the assumption that the Group will continue as a going concern for the foreseeable future, that is for at least 12 months from the reporting date.

Below in this note are presented important issues, including uncertainties concerning circumstances that may pose risks to the Company continuing as a going concern.

These circumstances are particularly related to financial obligations stemming from existing credit facility agreements and debt instruments of the CCC Group. Financing in the CCC Group is provided at the level of two business units, which are separately responsible for their liabilities:

- CCC Business Unit (the CCC Group excluding the Modivo Business Unit); and separately for
- the Modivo Business Unit (MODIVO S.A. and all its subsidiaries).

For this reason, further analyses were carried out separately for the CCC Business Unit and for the Modivo Business Unit.

As at 30 April 2024, the CCC Group's current liabilities exceeded its current assets by PLN 856.8 million, but this is not affecting the Group's ability to settle its liabilities as they fall due, as discussed in more detail below. Current liabilities include liabilities arising from bonds convertible into shares, totalling PLN 776.9 million. As presented in Note 5.2 to these financial statements, the Group's operations are financed through financial instruments, including mainly credit facilities and bonds. The debt outstanding under those instruments as at the reporting date was approximately PLN 2,239.2 million. The CCC Group companies also use reverse factoring in settlements with suppliers, with the debt outstanding as at the reporting date of PLN 642.9 million. The amount of utilised guarantee limits was PLN 220.4 million. The aggregate of undrawn limits available under credit facility and guarantee facility agreements, and within the supplier finance programme, for the CCC Business Unit and Modivo Business Unit amounted to PLN 79.6 million and PLN 114.4 million, respectively.

In 2021, following negotiations with financial institutions, financing for the CCC Business Unit was secured via the New Financing Agreement (the Credit Facility Agreement dated 2 June 2021), with the repayment date for Facility B set for 30 June 2024. The portion of

the financing that falls due in 2024 consists of guarantee limits (up to PLN 158.3 million), short-term facilities (up to PLN 600.5 million), and factoring limits (up to PLN 191.4 million).

The remaining part of the financing falls due at a later date, as detailed in Note 5.2.

Additionally, the financing of the CCC Business Unit includes debt from two bond issues conducted in previous years, with maturity dates set for 29 June 2026 and 22 September 2028.

The Group is currently in negotiations with the providers of financing to the CCC Business Unit regarding the refinancing of its operations. The goal is to increase the availability of financing to a total limit beyond the current one, specifically by increasing the limits for bank guarantees, letters of credit, and reverse factoring. The new syndicate agreement is expected to enhance financing flexibility, reduce the cost of financing, extend maturity dates and set new financial covenants. As at the date of issue of this document, the Group has reached an agreement on the principal terms of the new financing arrangement, with the final documents anticipated to be executed by the end of June 2024. Alternatively, the Group can extend the current financing for an additional year past its original maturity date, provided there is a mutual agreement to modify the maturity.

On 24 April 2024, the Group extended the maturity of financing under the Modivo Business Unit's credit facilities as well as limits for bank guarantees and letters of credit, with the new maturity date falling on 29 April 2025 (previously 29 April 2024), for up to PLN 184.7 million and PLN 75.3 million, respectively. Furthermore, factoring limits amounting to PLN 170.0 million are scheduled to mature in October 2024.

However, the bulk of the debt financing is in the form of bonds convertible into shares of Modivo S.A., totalling PLN 777.0 million as at the reporting date, issued to SVF II Motion Subco (DE) LLC, a Softbank Group company. These bonds are redeemable on 5 April 2026 (according to the agreement dated 24 November 2023), unless they are converted into shares upon an initial public offering (IPO) or repaid before the redemption date. The bonds are classified as current liabilities in anticipation of the planned IPO, and should the IPO proceed, they will be mandatorily converted into shares. The agreement also includes other amendments, one of which involves adjusting the fixed interest rate that will be applicable from 5 October 2024 to 5 April 2026.

The existing credit agreements ensure the required level of financing for the Group.

Under the financing agreements concluded by the Group, the Group is required to comply with certain financial covenants, separately for the CCC Business Unit and for the Modivo Business Unit. The Modivo Business Unit obtained a waiver exempting it from testing certain financial ratios as at 30 April 2024. Consequently, as at the reporting date, there were no instances of the Group defaulting on any of the ratios under the financing agreements.

Additionally, based on the Annual Budget for 2024 prepared by the Management Board and financial plans for the subsequent periods, and to their best knowledge and belief, including the potential implementation of the measures outlined below, the Group anticipates compliance, over the subsequent 12 months, with the terms of the current agreements and the proposed terms of the new financing currently under discussion, as previously described. This expectation holds even in the scenario of significantly underperforming against financial projections. Specifically, for the CCC Business Unit, this includes adherence to the following financial metrics: net exposure/EBITDA for each quarter, Debt Service Coverage Ratio (DSCR) for the semi-annual period, and Capital Expenditure for the full year.

For the Modivo Business Unit, the Group reached an agreement with the financing institutions to modify the financial ratios that will be applicable for the 12 months following the reporting date. In agreement with the financing providers, the testing of the net financial debt/EBITDA ratio, as specified in the agreements discussed in later sections of this note, is set for 31 January 2025. The test originally planned for 31 July 2024, has been suspended. Following the amendment to the financing agreements of 21 November 2023, as detailed below, along with supplementary arrangements, the new Debt Service Coverage Ratio (DSCR) for the last 12 months will undergo quarterly testing starting from 31 October 2024 (originally from 31 July 2024). Additionally, a one-time waiver was granted to forego the EBITDA test for the last 12 months as of 30 April 2024. Simultaneously, it was agreed that a one-time test of the net debt, with a maximum amount of PLN 548 million, will take place as at 31 July 2024. Accordingly, the Group intends to satisfy the above ratios and fulfil the obligations of the Modivo Business Unit in the normal course of its business. The Group believes there are no risks associated with the financial performance of the Modivo Business Unit that might affect the CCC Group's ability to continue as a going concern.

For more details concerning the covenants to be tested as at the reporting date and in the period of 12 months thereafter, see 'Covenants/financial ratios' in the 'Management of financial resources and liquidity' section of the consolidated Directors' Report on the operations of the CCC Group in the three months ended 30 April 2024.

The key element of the analysis of compliance with the financial covenants, including financial ratios, were parameters that could cause underperformance relative to the objectives set out in the Annual Budget for 2024 and financial plans for subsequent periods, and failure to achieve the financial ratios that the Group, including separately for the CCC Business Unit and for the Modivo Business Unit, is required to comply with under its financing agreements.

The implementation and delivery of all proposed measures, objectives, plans, and financial projections are subject to various future risks and uncertainties. These uncertainties are particularly relevant to the implementation of the Group's Annual Budget for 2024 and financial plans for subsequent years, and include:

- Macroeconomic risks, including general price growth in the economy affecting the prices of merchandise, services, salaries and wages, capital expenditure amounts, as well as a rise in operating expenses, especially in transport and logistics;
- Decline in consumer demand for products offered by the Group as a result of changing macroeconomic conditions (rising inflation, interest rates affecting borrowing costs and unemployment levels, falling real wages, etc.), as well as the Group's potential decisions to raise the prices of merchandise;
- Exchange rate movements affecting the performance of foreign operations and the cost of goods purchase, as well as rental costs;
- Fiercer competition in the market environment, especially in terms of product prices having an effect on the results generated in the course of day-to-day operations;
- Occurrence of unplanned and/or unforeseen changes in fashion trends and weather conditions;
- Changes in consumer behaviour due to the migration processes or postponement of purchasing decisions;
- Materialisation of operational risks, which may disrupt business continuity;
- Volatility on the financial markets, which may prevent the initial public offering of Modivo S.A. shares;
- Completion of the Group's refinancing process in 2024, in line with the assumptions described above.

The identified risks, which may lead to an underperformance against the financial plan in 2024, create considerable uncertainty regarding the execution of future financial plans over the next 12 months from the reported date, including compliance with the financial covenants under the Group's financing agreements, and thereby the Group's ability to continue as a going concern.

The Management Board of CCC S.A. has conducted an analysis of the Budget's sensitivity over the next 12 months, developed alternative scenarios, calculated the projected values of the financial ratios and compared these findings with the expectations of the banks and other institutions that provide financing to the Group. This analysis took into account the risks, events, and measures described previously. The analysis assumes the fulfilment of the obligation to purchase DeeZee Sp. z o.o. shares for PLN 11.4 million and Modivo S.A. shares for PLN 186.0 million (including interest), as recognised in the financial statements, which stems from the existing owner's right to demand their purchase starting from 3 October 2023.

The 2024 Annual Budget takes into account estimated macroeconomic parameters, including an inflation rate of 6.6%, based on available market analyses and closely aligned with the inflation rate projected in the 2024 state budget, with the exception of costs that are subject to statutory adjustments. At the same time, the Group expects that the increase in costs driven by inflation will be offset by the savings measures. The key foreign exchange rates factored into the budget were the EUR/PLN and USD/PLN exchange rates, assumed to be 4.35 and 4.0, respectively. Based on internal analyses, the average level of the key reference rate (1M WIBOR), which determines the borrowing cost for the CCC Group, was estimated to be 5.8%. For the time horizon extending beyond 2024, the Group uses a long-term financial model.

The in-depth sensitivity analysis of the Annual Budget for the next 12 months conducted by the Management Board for the CCC Business Unit has shown that even if a single of the following parameters deviates from the assumptions in the Annual Budget (with all other factors remaining equal):

- the average annual inflation rate increases by 5pp;
- the average annual PLN exchange rate weakens by PLN 0.20 relative to the main foreign currencies (EUR and USD);
- the gross margin falls by 2pp (on a 15% decline in sales, taking into account the effect of a decrease in variable costs and available reductions in other costs);
- the average annual 1M WIBOR rate increases by 2pp;

then the achieved financial ratios as at the successive testing dates will be as required by covenants under the financing agreements.

Analyses conducted for the Modivo Business Unit indicate no breach of financial covenants as at the subsequent testing dates. This assessment considers the annexes and agreements concluded with the Modivo Business Unit's financing institutions, as detailed below.

- On 9 October 2023, the Management Board received consent from the institutions providing financing to Modivo S.A. (i.e. Bank Powszechna Kasa Oszczędności Bank Polski S.A., Bank Polska Kasa Opieki S.A., and Pekao Faktoring Sp. z o.o.) to apply the financial covenants testing conditions that were in effect as at 31 July 2023 (the level of Net Financial Debt) also on 31 January 2024 (originally, the Net Financial Debt/EBITDA ratio was to be tested on the latter date). Softbank also consented to suspend the testing of the Net Financial Debt/EBITDA ratio as at 31 January 2024, on the condition that Modivo submits an application to the National Court Register that includes amendments to convertible bonds ratified by the General Meeting. The condition was fulfilled.
- On 21 November 2023, the Management Board of the Modivo Business Unit signed an amendment to the agreement with Powszechna Kasa Oszczędności Bank Polski S.A. extending the availability period of the multi-purpose credit facility limit until 21 November 2025. The facility amount remained unchanged, with the sublimit of PLN 180 million on the overdraft facility and the sublimit of PLN 50 million on guarantees and letters of credit. The annex introduced new financial covenants for the Modivo Business Unit: EBITDA as at 30 April 2024 and quarterly DSCR starting from 31 July 2024.
- On 26 and 27 March 2024, the Management Board of Modivo S.A. secured consent from Bank Powszechna Kasa Oszczędności Bank Polski S.A., Pekao Faktoring Sp. z o.o., and Bank Polska Kasa Opieki S.A. to waive the testing of the financial ratios as at both 30 April 2024 and 31 July 2024. Additionally, a one-time covenant was established for net debt not to exceed PLN 548 million as at 31 July 2024.
- On 2 April 2024, the Management Board of Modivo S.A. received consent from Softbank to waive the testing of the financial ratio as at 31 July 2024.

The Management Board believes that several measures can be undertaken to mitigate the potential adverse impact of the risks listed above on the Group's financial performance. These measures can be implemented individually for the CCC Business Unit as well as for the Modivo Business Unit. Such measures include cost savings in relation to the Annual Budget as well as further working capital optimisation.

Additionally, the Management Board of CCC S.A. continues to plan for the execution of an IPO for Modivo S.A. as part of its strategy for debt reduction.

In conclusion, despite the stated risks and circumstances, the Management Board is confident that effective preventive measures have been devised and planned. These measures, which are based on the 2024 Annual Budget and financial plans for subsequent years, including thorough analyses and contingency plans, aim to mitigate these risks and ensure the successful execution of the Group's plans. Consequently, the Management Board has prepared the accompanying interim condensed consolidated financial statements on a going concern basis.

SIGNIFICANT EVENTS AND TRANSACTIONS THAT OCCURRED AFTER THE END OF THE LAST ANNUAL REPORTING PERIOD

1. The CCC Group's reorganisation as its entire IT function was transferred to a newly established company – CCC TECH Sp. z o.o. Activities of the IT division did not constitute the principal business of CCC.EU Sp. z o.o. The transfer of the IT function to the separate company represents a further step towards simplifying the Group's business structure, organising the functions of individual entities within the Group, unifying and standardising the organisational structure, and reducing inter-company transactions. The event had a significant impact exclusively on the Group's structure.

EFFECT OF CHANGES IN THE ECONOMIC SITUATION ON THE VALUATION OF ASSETS AND LIABILITIES OF THE CCC GROUP

Inventory write-downs

For more information, see Note 4.3.

Expected credit losses (ECL)

The Group assesses expected credit losses ("ECL") associated with financial instruments measured at amortised cost, regardless of whether there is any indication of impairment.

With respect to short-term trade receivables without a significant financing component, lease receivables and other receivables, the Group applies the simplified approach provided for in IFRS 9 and measures impairment losses in the amount of credit losses expected over the entire lifetime of a receivable since its initial recognition. In the case of receivables for which a case-by-case approach is justified, the Group measures the probability of default based on market data published by Moody's.

The Group's business involves mainly retail, digital and wholesale activities. Trade receivables relate mainly to the wholesale business and cooperation with franchisees (trade receivables in the retail and digital segments are not material). The economic situation in the reporting period and the Group's efforts led to higher sales in the retail, digital and wholesale channels. Allowances were recognised for receivables from entities which, in the Group's opinion, are exposed to the highest risk of default in the short term.

No significant change in credit risk was identified with respect to those assets. As at 30 April 2024, the loss allowance for trade receivables was PLN 97.4 million (a PLN 4.5 million change relative to 31 January 2024). For further details, see Note 4.3.

The Group has not observed any material deterioration in collection rates or an increase in bankruptcies or restructurings among its other customers and is not aware of any circumstances that may lead to such deterioration in the future. Accordingly, the Group expects that the collectability of the receivables disclosed in the statement of financial position as at 30 April 2024, maturing in the coming months, will remain substantially unchanged.

Another group of assets exposed to credit losses are loans. As at each reporting date, the Group assesses whether there has been no significant increase in credit risk of the financial asset in the form of loans and whether there exists no objective evidence of impairment. For the purposes of this assessment, the Management Board analyses the risk of repayment of loans, taking into account the borrower's current financial condition. The Group measures the allowance for expected credit losses in an amount equal to 12-month expected credit losses. If the credit risk has increased significantly since initial recognition, the Group measures the loss allowance in an amount equal to lifetime expected credit losses. A credit loss allowance covering 100% of the exposure was recognised with respect to these assets in 2020.

For further information on the recognised loss allowances, see Note 4.3.

Impairment of property, plant and equipment, intangible assets, goodwill and rights-of-use assets

As at 30 April 2024, following an assessment of indications of impairment, no need was identified to conduct impairment tests for cash-generating units (stores) or, at the higher level of aggregation, business lines, and no impairment tests were conducted for goodwill and intangible assets with indefinite useful lives (trademarks). For more information, see Note 4.3.

Other accounting matters and issues

As at the date of these financial statements, the Group did not identify any material risks related to potential breach of the terms of its existing trade and supply contracts.

As a result of the execution of financing agreements with banks, bondholders and other institutions, the Group is required to meet a number of covenants, which will be calculated and tested in subsequent reporting periods, as described in detail in the Directors' Report on the Group's operations under 'Covenants/financial ratios'. As at 30 April 2024, in the opinion of the Management Board none of the covenants were breached during the reporting period and until the date of authorisation of these financial statements for issue.

Based on its financial projections for subsequent reporting periods, the Group believes that the recognised deferred tax asset is recoverable.

On 26 March 2024, the General Meeting of CCC S.A. passed a resolution to transfer an organised part of the enterprise of CCC.EU Sp. z o.o. engaged in IT operations to a new company – CCC TECH Sp. z o.o., with effect from 1 April 2024. As a result, CCC.EU Sp. z o.o. acquired shares in the company in exchange for the transferred non-cash contribution (the organised part of the enterprise). The transaction had no effect on the Group's consolidated financial statements.

FUNCTIONAL CURRENCY AND PRESENTATION CURRENCY

Items of the financial statements of individual Group entities are measured in the currency of the primary economic environment in which the entity operates ("functional currency"). These consolidated financial statements are presented in the Polish zloty (PLN), which is the functional currency of the parent and the presentation currency of the Group.

STATEMENT OF ACCOUNTING POLICIES

The accounting policies applied by the CCC Group did not change relative to those applied in the full-year financial statements for the financial year 1 February 2023–31 January 2024, except for the application of new or amended standards and interpretations effective for annual periods beginning on or after 1 February 2024.

New and amended accounting standards

As of 1 February 2024, the Company is required to apply:

- amendments to IFRS 16 concerning lease liabilities in sale and leaseback transactions
- amendments to IAS 1 concerning the classification of liabilities as current or non-current
- amendments to IAS 7 and IFRS 7 concerning the disclosure requirements for supplier finance arrangements.

The amendments to IAS 7 and IFRS 7 addressing the disclosure requirements for supplier finance arrangements, once adopted by the European Union, will be applied by the Group in making disclosures on the extent to which it uses debt factoring arrangements, in addition to information previously disclosed in its consolidated financial statements, with the reservation that the resulting impact has been assessed as immaterial.

The other new and amended standards which apply for the first time in 2024 do not have a material impact on the Group's interim condensed consolidated financial statements.

The Group did not elect to early adopt any of the standards, interpretations or amendments that have been issued but are not yet effective in accordance with the European Union regulations.

FACTORS WITH MATERIAL BEARING ON THE INTERIM CONDENSED CONSOLIDATED FINANCIAL STATEMENTS

Statement of comprehensive income

Revenue

The 9.6% year-on-year increase in omnichannel revenue posted by the Group for the three months to 30 April 2024 was driven primarily by the roll-out of the omnichannel model, further growth of the HalfPrice segment, and a broader range of products available across segments.

Cost of sales

Cost of sales grew by 0.6% year on year in the three months to 30 April 2024, with revenue up by 9.6%, leading to a 5.0pp year-on-year increase in gross margin. This was due to the steadily expanded product portfolio, conservative pricing policy and lower level of discounting.

Costs of points of purchase and distribution

Costs of points of purchase and distribution fell by PLN 4.7 million (0.5%) year on year, which was mainly attributable to:

- PLN 16.5 million decrease in advertising expenses due to cost discipline at the Group;
- PLN 11.5 million decrease in raw materials and consumables used, due to cost discipline at the Group, including a reduction in energy consumption achieved through the introduction of modern systems;
- PLN 7.1 million decrease in depreciation expense due to renegotiation of lease contracts – transitioning from fixed rents to sales-based rents;
- PLN 3.2 million decrease in transport costs, driven by the ongoing cost optimisation measures implemented in this cost category;
- PLN 23.7 million increase in other rental costs (variable costs: utilities, electricity, etc.) due to expansion of the sales channels;
- PLN 7.0 million increase in salaries, wages and employee benefits expense, being a consequence of development of the sales channels, mainly the HalfPrice segment and e-commerce within omnichannel.

Administrative expenses

Administrative expenses fell by PLN 6.7 million (6.7%) year on year. The change was mainly due to a decrease in salaries and wages expense by PLN 10.0 million, partly offset by an increase in other expenses by PLN 3.3 million.

Other expenses and income, and recognition / reversal of loss allowances (trade and other receivables)

Net other income amounted to PLN 15.7 million, up by PLN 2.2 million compared with the same period of the year before. Other expenses were PLN 11.3 million, down by PLN 6.1 million year on year, whereas Other income fell by PLN 5.4 million year on year, to PLN 23.5 million. For details of the items to which the above values relate, see the tables in Note 3.2.

In addition, there was an increase by PLN 1.5 million in loss allowances for trade and other receivables – in the reporting period the reversal of loss allowances was PLN 3.5 million, while in the corresponding period of the previous year the reversal of loss allowances for trade receivables was PLN 2.0 million.

As a result, operating profit for the three months to 30 April 2024 was PLN 150.6 million, compared with a PLN 67.0 million operating loss reported for the comparative period.

Finance costs and income

Finance costs were PLN 108.6 million, down by PLN 2.5 million year on year, with the decrease attributable mainly to:

- interest expense on borrowings and bonds of PLN 75.2 million, compared with PLN 84.1 million in the previous year;
- interest expense on leases, which rose by PLN 8.3 million year on year.

In the reporting period, finance income went down by PLN 19.2 million year on year, to PLN 4.8 million, reflecting primarily foreign exchange gains of PLN 1.8 million, which decreased relative to foreign exchange gains of PLN 21.6 million in the comparative period.

Net of income tax of PLN 3.7 million, the CCC Group posted net profit from continuing operations for the three months ended 30 April 2024 of PLN 50.5 million, up by PLN 202.5 million year on year.

Statement of financial position

As at 30 April 2024, the CCC Group had total assets of PLN 7,898.1 million, up by PLN 552.1 million relative to 31 January 2024.

Non-current assets

As at 30 April 2024, non-current assets amounted to PLN 3,739.0 million, down by PLN 1.5 million on the end of the previous year. The change was mainly caused by:

- PLN 21.5 million increase in deferred tax assets;
- PLN 10.9 million increase in intangible assets; with concurrent
- PLN 17.2 million decrease in property, plant and equipment;
- PLN 16.5 million decrease in right-of-use assets; and
- PLN 0.2 million decrease in goodwill.

As at the reporting date, intangible assets amounted to PLN 442.4 million and were PLN 10.9 million higher compared with 31 January 2024. The change was attributable mainly to expenditure of PLN 5.4 million on software supporting the e-commerce sales channel, and expenditure of PLN 17.3 million on intangible assets under development, related chiefly to the implementation of new technological solutions for the eobuwie and MODIVO applications. The increase was offset by accrued amortisation of PLN 11.7 million.

As at the reporting date, goodwill amounted to PLN 199.5 million and was PLN 0.2 million lower compared with 31 January 2024, with the change attributable to foreign exchange differences.

Property, plant and equipment – leasehold improvements as at 30 April 2024 amounted to PLN 721.8 million, up by PLN 8.7 million on 31 January 2024. The change was mainly caused by:

- capital expenditure of PLN 44.3 million incurred in connection with the expansion of the retail business and development of the omnichannel model at the Group;
- depreciation of PLN 28.0 million;
- foreign exchange losses of PLN 1.8 million;
- transfer of property, plant and equipment between groups resulting in a PLN 1.1 million decrease in assets; and
- derecognised or sold leasehold improvements of PLN 4.8 million.

Property, plant and equipment – distribution as at 30 April 2024 amounted to PLN 640.2 million, down by PLN 50.3 million on 31 January 2024. The change was mainly caused by:

- depreciation of PLN 16.8 million;
- expenditure of PLN 5.5 million related to the extension of the K3 warehouse in Zielona Góra;
- transfer of property, plant and equipment between groups resulting in a PLN 26.5 million decrease (including from Distribution to Other in connection with the transfer of the organised part of enterprise to CCC TECH Sp. z o.o. in the amount of PLN 21.4 million);
- reclassification to assets held for sale of 10.0 million;
- recognition of an impairment loss of PLN 1.9 million; and
- derecognised or sold assets of PLN 0.7 million.

Property, plant and equipment – other as at 30 April 2024 amounted to PLN 66.3 million, up by PLN 24.4 million on 31 January 2024. The change was mainly caused by:

- transfer of property, plant and equipment between groups resulting in a PLN 27.6 million increase in assets (including from Distribution to Other in connection with the transfer of the organised part of enterprise to CCC TECH Sp. z o.o. in the amount of PLN 21.4 million);
- depreciation of PLN 3.6 million; and
- expenditure of PLN 0.9 million.

On 30 April 2024, CCC S.A. changed the presentation of its property in Słupsk as an asset available for sale in accordance with IFRS 5. The asset is available for immediate sale in its present condition, and management is committed to a plan to sell the asset. The Company has commenced an active search for a buyer and plans to sell the property. The carrying amount of the property was PLN 11.9 million, while its recoverable amount was estimated at PLN 10 million, leading to the recognition of an impairment loss of PLN 1.9 million recorded under other expenses. On 4 June 2024, the property was sold for PLN 10.0 million.

Building K1 in Zielona Góra owned by Modivo S.A., classified as an asset held for sale as at 31 January 2024, was sold in the three months to 30 April 2024. The Group generated a gain on the sale of PLN 15.3 million, recognised under other income.

As at 30 April 2024, right-of-use assets were PLN 1,383.6 million, down by PLN 16.5 million on 31 January 2024. The change was mainly attributable to:

- execution of new lease contracts for PLN 43.7 million;
- lease modifications resulting in a PLN 44.9 million increase;
- depreciation of PLN 88.9 million;
- termination and change of the scope of lease contracts resulting in a PLN 5.1 million decrease; and
- foreign exchange losses of PLN 11.1 million.

Current assets

Current assets rose by PLN 568.2 million relative to 31 January 2024, to PLN 4,149.1 million, and comprised mainly inventories of PLN 3,272.0 million (31 January 2023: PLN 2,911.6 million) and cash and cash equivalents of PLN 395.5 million (31 January 2023: PLN 266.5 million). The change was attributable mainly to:

- PLN 360.4 million increase in inventories due to the stocking up for the spring-summer 2024 season. As at the reporting date, inventory write-downs amounted to PLN 72.6 million, representing an increase of PLN 10.0 million compared with 31 January 2024;
- PLN 129.0 million increase in cash; with details of the changes disclosed in the statement of cash flows; and
- PLN 58.1 million increase in trade receivables and a PLN 17.3 million increase in other receivables.

Inventories comprise merchandise (PLN 3,254.3 million), materials (PLN 19.4 million), and returns assets received back from customers in connection with their right to return unused products (PLN 70.9 million).

As at the reporting date, impairment losses on trade receivables were PLN 97.4 million, down by PLN 3.5 million year on year. The impairment losses were related mainly to wholesale trade partners. For more information on impairment losses recognised in the reporting period, see Note 4.3. The increase in other receivables was attributable to a higher level of prepaid deliveries.

Liabilities

Non-current liabilities fell by PLN 70.4 million, to PLN 1,888.9 million as at the reporting date.

As at 30 April 2024, non-current liabilities under bank borrowings and bonds amounted to PLN 619.5 million, having decreased by PLN 57.1 million from the comparative period, mainly as a result of repayments made under overdraft facilities, presented as non-current liabilities due to the long-term nature of the facilities. For more information, see Note 5.2.

As at the reporting date, other non-current liabilities, standing at PLN 3.3 million, related to security deposits.

As at 30 April 2024, other non-current financial liabilities totalled PLN 6.6 million and were entirely related to the measurement of a derivative financial instrument embedded in bonds issued to PFR (equity kicker). For more information, see Note 6.1.

Non-current and current lease liabilities decreased by PLN 7.0 million relative to 31 January 2024. The change was attributable to exchange differences of PLN 10.7 million and ongoing payments made under lease contracts (PLN 111.2 million), less interest accrued (PLN 22.9 million). An increase in lease liabilities related to contract modifications and addition of new contracts of PLN 92.0 million.

Current liabilities increased by PLN 572.7 million, to PLN 5,005.9 million as at the reporting date, and comprised mainly:

- trade and other payables, which rose by PLN 258.2 million relative to 31 January 2024 and amounted to PLN 2,078.4 million as at the reporting date. The change is attributable to the seasonal stocking-up effect at the Group;
- current liabilities under borrowings and bonds of PLN 1,619.7 million, which increased by PLN 200.9 million on the comparative period (PLN 1,418.8 million as at 31 January 2024), mainly due to partial debt repayment. For more information, see Note 5.2;
- other current liabilities of PLN 543.2 million, which rose by PLN 80.5 million on the previous period. The increase was mainly attributable to a PLN 82.4 million increase in indirect taxes, customs duties and other payables, with a PLN 20.7 million decrease in amounts due to employees. In addition, accruals and deferred income, mainly related to the provision for future costs, increased by PLN 24.1 million. Returns liabilities fell in the reporting period by PLN 12.7 million, while liabilities under contracts with customers increased by PLN 5.5 million.

The PLN 17.0 million increase in short-term provisions was attributable to higher provisioning for returns and complaints.

Liabilities arising from the obligation to purchase non-controlling interests in DeeZee Sp. z o.o. changed by PLN 0.3 million relative to 31 January 2024, to PLN 11.4 million. The instrument is measured at fair value. For more information, see Note 6.1. The item also includes liabilities arising from the obligation to purchase 4.99% of Modivo shares, of PLN 186.0 million. The liability was recognised at nominal amount on account of its due date.

The derivative financial instrument embedded in bonds convertible into Modivo shares (voluntary conversion option) is measured at fair value. The estimates and assumptions underlying the measurement did not change relative to those disclosed in the consolidated financial statements of the CCC Group for 2023. As at 30 April 2024, the instrument was measured at PLN 3.4 million and was presented as a current liability due to its expected exercise date. For more information, see Note 6.1.

Equity

As at 30 April 2024, equity stood at PLN 1,003.3 million, having increased by PLN 49.8 million on 31 January 2024 as a result of net profit of PLN 50.5 million recorded for the three months to 30 April 2024. Additionally, the effect of the valuation of the Modivo incentive scheme of PLN 2.3 million (non-controlling interests) was taken to equity. For details of the Modivo incentive scheme, see the consolidated financial statements of the CCC Group for 2023.

2. SEGMENTS AND REVENUE

Operating segments and revenue are presented in a manner consistent with internal reporting provided to the chief operating decision maker, on the basis of which the decision maker assesses the performance of the operating segments and decides on the allocation of resources. The Management Board of the parent is the chief operating decision maker.

The Management Board analyses the Group's business in terms of business lines and distinguishes:

- CCC;
- HalfPrice;
- Eobuwie;
- MODIVO, and
- DeeZee.

Financial data prepared for the management reporting purposes is based on the same accounting principles as the principles applied in the preparation of consolidated financial statements.

For detailed information on seasonality and periodic changes in sales, see the "Factors and events with a bearing on the performance of the CCC Group" section of the Directors' Report.

The operating and reportable segments identified by the Group are presented below.

Reportable segment	Overview of the reportable segment's activities and performance metrics
CCC omnichannel sales – sales via the CCC websites and offline stores operating in the CCC chain, as well as distribution.	The Group sells footwear, clothing, handbags, shoe care accessories, and small clothing accessories via retail stores and websites, and on a wholesale basis to Polish and foreign franchisees and other wholesale customers. The distribution activities are conducted by CCC.eu, which distributes merchandise to and outside the Group.
HalfPrice omnichannel sales – sales via the HalfPrice websites and through offline retail stores operating within the HalfPrice chain.	The activities are conducted as the HalfPrice business line – sales at offline stores and via the website. The business comprises sales of clothing, footwear, accessories, cosmetics, toys, and homewares of known brands at attractive prices.
Eobuwie omnichannel sales – sales via the eobuwie websites and through the offline stores operating in the eobuwie.pl chain.	The activities are carried out by the Modivo Group, which distributes goods through online channels and offline stores. The Group sells footwear, clothing, handbags, shoe care accessories and small clothing accessories to Polish and foreign retail customers.
MODIVO omnichannel sales – sales via the Modivo websites and retail stores operating in the MODIVO chain.	The activities are carried out by the Modivo Group, which distributes goods through the Modivo platform and offline stores. The Group sells clothing, footwear, handbags, shoe care accessories and small clothing accessories to Polish and foreign retail customers.
DeeZee sales – sales through the DeeZee online store and distribution.	The activities are carried out by DeeZee Sp. z o.o., which distributes merchandise via online channels and conducts wholesale distribution of merchandise to and outside the Group. The company sells footwear, clothing, handbags, shoe care accessories and small clothing accessories to Polish and foreign retail customers.

The measure of a segment's profit or loss is EBITDA, calculated as gross profit less costs of points of purchase and other distribution costs, administrative expenses and other expenses, plus other income, and (recognition) / reversal of loss allowances, adjusted for depreciation and amortisation. EBITDA is not a defined measure under IFRS, and therefore the method of calculating EBITDA may vary among entities.

Assets of the reportable segments, regularly presented to the chief operating decision maker, comprise only inventories. Other assets and liabilities are monitored at the Group level and are not allocated to operating segments.

Reconciliation of the segment data for the consolidated financial statements is presented on the following pages.

1 Feb 2024–30 Apr 2024	CCC	HalfPrice	eobuwie	MODIVO	DeeZee	Total	Consolidation adjustments	Consolidated financial statements
unaudited, unreviewed								
Revenue from sales to external customers	950.7	370.8	703.1	220.0	16.7	2,261.3	–	2,261.3
Gross profit	575.0	188.2	297.5	91.9	10.2	1,162.8	–	1,162.8
<i>Gross margin (gross profit on sales/revenue from sales to external customers)</i>	60%	51%	42%	42%	61%	51%		51%
Costs of points of purchase and distribution	–401.8	–148.4	–285.4	–89.8	–9.3	–934.7	–	–934.7
Administrative expenses	–61.3	–6.9	–18.6	–5.2	–1.2	–93.2	–	–93.2
Other income and expenses, and (recognition) / reversal of loss allowances	–3.4	0.5	18.5	–	0.1	15.7	–	15.7
Operating profit (loss)	108.5	33.4	12.0	–3.1	–0.2	150.6	–	150.6
Depreciation/amortisation	–87.5	–35.7	–21.4	–5.1	–0.2	–149.9	–	–149.9
SEGMENT PROFIT (EBITDA)	196.0	69.1	33.4	2.0	–	300.5	–	300.5
Finance income								4.8
Other finance costs								–108.6
Profit (loss) before tax								46.8
Segment assets:	30 Apr 2024							
Inventories	1,307.5	747.6	945.5	250.7	20.7	3,272.0	–	3,272.0
in stores	694.4	300.9	89.0	3.6	–	1,087.9		
in the central warehouse	613.1	446.7	856.5	247.1	20.7	2,184.1		

1 Feb 2023–30 Apr 2023	CCC	HalfPrice	eobuwie	MODIVO	DeeZee	Total	Consolidation adjustments	Consolidated financial statements
unaudited, unreviewed								
Revenue from sales to external customers	848.4	251.5	701.0	240.9	22.3	2,064.1	–	2,064.1
Gross profit	447.5	100.0	300.4	99.7	11.2	958.8	–	958.8
<i>Gross margin (gross profit on sales/revenue from sales to external customers)</i>	53%	40%	43%	41%	50%	46%		46%
Costs of points of purchase and distribution	–437.3	–111.2	–284.2	–97.8	–8.9	–939.4	–	–939.4
Administrative expenses	–65.6	–6.7	–20.0	–6.3	–1.3	–99.9	–	–99.9
Other income and expenses, and (recognition) / reversal of loss allowances	13.6	0.5	–0.8	–	0.2	13.5	–	13.5
Operating profit (loss)	–41.8	–17.4	–4.6	–4.4	1.2	–67.0	–	–67.0
Depreciation/amortisation	–108.1	–25.3	–17.1	–4.9	–0.2	–155.6	–	–155.6
SEGMENT PROFIT (EBITDA)	66.3	7.9	12.5	0.5	1.4	88.6	–	88.6
Finance income								24.0
Other finance costs								–111.1
Profit (loss) before tax								–154.1

Segment assets:	31 Jan 2024							
Inventories	1,181.8	659.0	810.7	239.8	20.3	2,911.6	–	2,911.6
in stores	566.2	285.9	85.9	5.1	–	943.1		
in the central warehouse	615.6	373.1	724.8	234.7	20.3	1,968.5		

NON-CURRENT ASSETS (NET OF OTHER FINANCIAL ASSETS AND DEFERRED TAX)	30 Apr 2024	31 Jan 2024
	unaudited, unreviewed	audited
Poland	2,083.3	2,110.9
Czech Republic	311.2	317.4
Hungary	152.4	164.4
Romania	346.1	329.9
Slovakia	111.8	107.1
Other	452.8	450.9
Total non-current assets (excluding other financial assets and deferred tax)	3,457.6	3,480.6

Revenue by geographical segment and by country:

Revenue		1 Feb 2024–30 Apr 2024						1 Feb 2023–30 Apr 2023					
		CCC	HalfPrice	eobuwie	MODIVO	DeeZee	Total	CCC	HalfPrice	eobuwie	MODIVO	DeeZee	Total
Poland	Poland	657.9	273.9	309.7	73.6	16.7	1,331.8	567.3	197.4	267.0	73.9	22.3	1,127.9
Central and Eastern Europe	Czech Republic	63.5	25.8	45.5	12.6	–	147.4	60.6	12.4	49.4	17.7	–	140.1
	Slovakia	39.9	11.0	23.4	7.7	–	82.0	39.3	5.6	21.4	9.0	–	75.3
	Hungary	53.7	9.5	31.4	5.9	–	100.5	58.7	10.4	42.8	10.5	–	122.4
	Romania	68.3	16.7	62.5	27.0	–	174.5	58.5	1.4	79.6	32.4	–	171.9
	Bulgaria	15.8	–	34.9	13.8	–	64.5	12.9	–	39.9	21.0	–	73.8
	Slovenia	9.3	5.9	5.4	1.5	–	22.1	10.0	5.7	6.3	1.6	–	23.6
	Croatia	18.8	2.0	17.0	4.8	–	42.6	17.9	2.6	17.1	5.2	–	42.8
	Lithuania	2.3	2.8	16.0	3.8	–	24.9	1.3	–	20.5	6.1	–	27.9
	Latvia	3.1	4.6	5.4	1.1	–	14.2	3.3	0.7	5.1	1.0	–	10.1
	Estonia	2.3	–	–	0.7	–	3.0	2.8	–	–	–	–	2.8
	Serbia	7.7	–	–	–	–	7.7	7.0	–	–	–	–	7.0
	Ukraine	8.1	4.2	10.8	29.6	–	52.7	8.7	–	12.5	18.9	–	40.1
		Total	292.8	82.5	252.3	108.5	–	736.1	281.0	38.8	294.6	123.4	–
Western Europe	Austria	–	14.4	4.0	1.1	–	19.5	0.1	15.3	2.5	0.9	–	18.8
	Switzerland	–	–	11.1	–	–	11.1	–	–	11.3	–	–	11.3
	Germany	–	–	47.2	10.1	–	57.3	–	–	35.7	13.4	–	49.1
	France	–	–	5.7	2.1	–	7.8	–	–	7.3	2.4	–	9.7
	Spain	–	–	4.0	–	–	4.0	–	–	3.4	0.0	–	3.4
	Italy	–	–	22.4	5.8	–	28.2	–	–	25.3	6.4	–	31.7
	Sweden	–	–	7.3	–	–	7.3	–	–	3.8	–	–	3.8
	Greece	–	–	39.4	18.8	–	58.2	–	–	50.1	20.5	–	70.6
	Total	–	14.4	141.1	37.9	–	193.4	0.1	15.3	139.4	43.6	–	198.4
CCC Group	Total	950.7	370.8	703.1	220.0	16.7	2,261.3	848.4	251.5	701.0	240.9	22.3	2,064.1

The above information on revenue is derived from data related to the store location for offline sales and from the country to which the purchased goods are shipped for digital sales (e-commerce).

3. NOTES TO THE INTERIM CONDENSED CONSOLIDATED STATEMENT OF COMPREHENSIVE INCOME

3.1. COSTS BY NATURE OF EXPENSE

1 Feb 2024–30 Apr 2024	COST OF SALES	COSTS OF POINTS OF PURCHASE AND DISTRIBUTION	ADMINISTRATIVE EXPENSES	TOTAL
unaudited, unreviewed				
Cost of merchandise sold	-1,088.4	-	-	-1,088.4
Raw material and consumables used	-	-28.7	-7.0	-35.7
Inventory write-downs	-10.1	-	-	-10.1
Salaries, wages and employee benefits	-	-253.6	-37.0	-290.6
Transport services	-	-106.9	-0.1	-107.0
Other rental costs – utilities and other variable costs	-	-109.1	-5.9	-115.0
Advertising	-	-200.8	-	-200.8
Depreciation/amortisation	-	-134.8	-15.1	-149.9
Taxes and charges	-	-12.5	-1.9	-14.4
Other costs	-	-88.3	-26.2	-114.5
Total	-1,098.5	-934.7	-93.2	-2,126.4

1 Feb 2023–30 Apr 2023	COST OF SALES	COSTS OF POINTS OF PURCHASE AND DISTRIBUTION	ADMINISTRATIVE EXPENSES	TOTAL
unaudited, unreviewed				
Cost of merchandise sold	-1,090.1	-	-	-1,090.1
Raw material and consumables used	-	-40.2	-7.4	-47.6
Inventory write-downs	-15.5	-	-	-15.5
Salaries, wages and employee benefits	-0.2	-246.6	-47.0	-293.8
Transport services	-	-110.1	-0.2	-110.3
Other rental costs – utilities and other variable costs	-	-85.4	-7.3	-92.7
Advertising	-	-217.3	-0.3	-217.6
Depreciation/amortisation	-	-141.9	-13.7	-155.6
Taxes and charges	-	-10.7	-1.1	-11.8
Other costs	-	-87.2	-22.9	-110.1
Change in products and work in progress	0.5	-	-	0.5
Total	-1,105.3	-939.4	-99.9	-2,144.6

3.2. OTHER INCOME AND EXPENSES, FINANCE INCOME AND COSTS

	1 Feb 2024–30 Apr 2024	1 Feb 2023–30 Apr 2023
	unaudited, unreviewed	unaudited, unreviewed
Other income		
Gain on disposal of property, plant and equipment	12.4	1.1
Foreign exchange gains on items other than debt	–	15.1
Compensation	0.7	4.1
PFRON wage subsidies	0.5	0.1
Gain on settlement of leasehold improvements with landlords	3.1	1.2
Gain on settlement of lease contracts	–	2.4
Grants	0.1	0.1
Other	6.7	4.8
Total other income	23.5	28.9

	1 Feb 2024–30 Apr 2024	1 Feb 2023–30 Apr 2023
	unaudited, unreviewed	unaudited, unreviewed
Other expenses		
Impairment losses on property, plant and equipment, intangible assets, and right-of-use assets	–1.9	–11.6
Loss on settlement of lease contracts	–0.7	–
Interest and penalties	–1.3	–1.1
Other	–5.6	–4.7
Foreign exchange losses on items other than debt	–1.8	–
Total other expenses	–11.3	–17.4

	1 Feb 2024–30 Apr 2024	1 Feb 2023–30 Apr 2023
	unaudited, unreviewed	unaudited, unreviewed
(Recognition) / Reversal of loss allowances (trade and other receivables)		
Impairment losses on trade receivables	3.5	2.0
(Recognition) / Reversal of expected credit loss allowances (trade and other receivables), total	3.5	2.0

	1 Feb 2024–30 Apr 2024	1 Feb 2023–30 Apr 2023
	unaudited, unreviewed	unaudited, unreviewed
Finance income		
Interest income on cash in current account and other interest income	0.1	0.5
Foreign exchange gains (losses)	1.8	21.6
Gain (loss) on modification of terms of financial liabilities	1.7	–
Other finance income	1.2	1.7
Derivative financial instruments embedded in bonds issued to PFR – Equity Kicker	–	0.2
Total finance income	4.8	24.0

	1 Feb 2024–30 Apr 2024	1 Feb 2023–30 Apr 2023
	unaudited, unreviewed	unaudited, unreviewed
Finance costs		
Interest on borrowings and bonds	-75.2	-84.1
Gain (loss) on modification of financial liability	-0.8	-
Interest on leases	-23.5	-15.2
Commission fees paid	-2.3	-3.5
Valuation of options to purchase non-controlling interests	-4.7	-4.6
Derivative financial instruments embedded in bonds convertible into Modivo shares – voluntary conversion option	-	-2.2
Other finance costs	-2.1	-1.5
Total finance costs	-108.6	-111.1

4. NOTES TO THE INTERIM CONDENSED CONSOLIDATED STATEMENT OF FINANCIAL POSITION

4.1. PROVISIONS

unaudited, unreviewed	PROVISION FOR JUBILEE AND RETIREMENT BENEFITS	PROVISION FOR RETURNS AND COMPLAINTS	PROVISION FOR LITIGATION	OTHER PROVISIONS	TOTAL
As at 1 Feb 2024	16.5	4.8	0.2	0.6	22.1
short-term	3.7	4.8	0.2	0.6	9.3
long-term	12.8	-	-	-	12.8
As at 1 Feb 2024	16.5	4.8	0.2	0.6	22.1
Recognised	-	18.5	-	-	18.5
Reversed	-0.1	-1.4	-	-	-1.5
As at 30 Apr 2024	16.4	21.9	0.2	0.6	39.1
short-term	3.6	21.9	0.2	0.6	26.3
long-term	12.8	-	-	-	12.8

audited	PROVISION FOR JUBILEE AND RETIREMENT BENEFITS	PROVISIONS FOR WARRANTY REPAIRS	PROVISION FOR LITIGATION	OTHER PROVISIONS	TOTAL
As at 1 Feb 2023	16.7	8.7	1.5	0.6	27.5
short-term	3.7	8.7	1.5	0.6	14.5
long-term	13.0	-	-	-	13.0
As at 1 Feb 2023	16.7	8.7	1.5	0.6	27.5
Recognised	3.7	1.8	-	46.1	51.6
Used	-3.0	-5.5	-	-	-8.5
Reversed	-0.9	-0.2	-1.3	-46.1	-48.5
As at 31 Jan 2024	16.5	4.8	0.2	0.6	22.1
short-term	3.7	4.8	0.2	0.6	9.3
long-term	12.8	-	-	-	12.8

4.2. DEFERRED TAX ASSETS AND LIABILITIES

	30 Apr 2024	RECOGNISED / (CHARGED) ON PROFIT OR LOSS	1 Feb 2024
Assets			
Inventories – adjustment of margin on intra-group sales	12.0	2.2	9.8
Impairment losses/write-downs on assets: inventories and receivables	3.0	-4.6	7.6
Impairment of property, plant and equipment (leasehold improvements), rights-of-use assets and intangible assets	0.9	0.9	-
Provisions for liabilities	19.8	3.0	16.8
Special economic zone relief	44.2	-1.0	45.2
Other	77.3	23.0	54.3
Tax losses	78.6	2.0	76.6
Measurement of lease contracts	326.0	-6.6	332.6
Total before offset	561.8	18.9	542.9
Liabilities			
Accelerated tax depreciation of property, plant and equipment	2.3	0.5	1.8
Other	10.3	-1.0	11.3
Purchase of intangible assets disclosed on acquisition of subsidiaries	30.8	0.2	30.6
Measurement of lease contracts	279.3	-2.6	281.9
Total before offset	322.7	-2.9	325.6
Offset	291.6	-2.6	294.2
Deferred tax balances as disclosed in statement of financial position			
Assets	270.2	21.5	248.7
Liabilities	31.1	-0.3	31.4

	31 Jan 2024	RECOGNISED / (CHARGED) ON PROFIT OR LOSS	1 Feb 2023
Assets			
Trademarks	-	-7.2	7.2
Inventories – adjustment of margin on intra-group sales	9.8	1.2	8.6
Impairment losses/write-downs on assets: inventories and receivables	7.6	2.5	5.1
Impairment of property, plant and equipment (leasehold improvements), rights-of-use assets and intangible assets	-	-1.4	1.4
Provisions for liabilities	16.8	-6.3	23.1
Special economic zone relief	45.2	-5.0	50.2
Other	54.3	10.6	43.7
Tax losses	76.6	76.6	-
Measurement of lease contracts	332.6	21.6	311.0
Total before offset	542.9	92.6	450.3
Liabilities			
Accelerated tax depreciation of property, plant and equipment	1.8	1.8	-
Other	11.3	0.6	10.7
Purchase of intangible assets disclosed on acquisition of subsidiaries	30.6	-1.0	31.6
Measurement of lease contracts	281.9	24.2	257.7
Total before offset	325.6	25.6	300.0
Offset	294.2	28.0	266.2
Deferred tax balances as disclosed in statement of financial position			
Assets	248.7	64.6	184.1
Liabilities	31.4	-2.4	33.8

4.3. CHANGE IN IMPAIRMENT LOSSES/WRITE-DOWNS ON ASSETS AND IN LOSS ALLOWANCES

unaudited, unreviewed	PROPERTY, PLANT AND EQUIPMENT – OTHER	PROPERTY, PLANT AND EQUIPMENT – LEASEHOLD IMPROVEMENTS	RIGHT-OF- USE ASSETS	GOODWILL	INVENTORIES	TRADE RECEIVABLES	OTHER RECEIVABLES	LOANS
As at 1 Feb 2024	–	6.6	16.1	21.8	62.6	100.9	0.7	130.2
Increase	1.9	–	–	–	7.6	0.5	–	–
Used	–	–	–	–	–0.1	–	–	–
Reversed	–	–0.1	–	–	2.5	–4.0	–	–
Other	–	–	–0.2	–	–	–	–	–
As at 30 Apr 2024	1.9	6.5	15.9	21.8	72.6	97.4	0.7	130.2

audited	PROPERTY, PLANT AND EQUIPMENT – OTHER	PROPERTY, PLANT AND EQUIPMENT – LEASEHOLD IMPROVEMENTS	RIGHT-OF-USE ASSETS	GOODWILL	INVENTORIES	TRADE RECEIVABLES	OTHER RECEIVABLES	LOANS
As at 1 Feb 2023	0.1	5.3	19.8	21.8	70.4	100.8	0.9	130.2
Increase	–	3.4	0.6	–	38.7	10.4	–	–
Used	–	–1.6	–0.7	–	–8.4	–5.0	–	–
Reversed	–	–0.2	–2.2	–	–38.1	–6.3	–0.2	–
Other	–0.1	–0.3	–1.4	–	–	1.0	–	–
As at 31 Jan 2024	–	6.6	16.1	21.8	62.6	100.9	0.7	130.2

5. DEBT; CAPITAL AND LIQUIDITY MANAGEMENT

5.1. CAPITAL MANAGEMENT

The purpose of capital risk management is to protect the Group's ability to continue its operations so as to ensure a return on capital for the shareholders and benefits for other stakeholders, and to maintain a cost-optimised capital structure.

In accordance with the Group's policy, the amount of dividend may not be lower than 33% or higher than 66% of the Group's consolidated net profit attributable to owners of the parent, provided that the ratio of net debt to EBITDA (understood as operating profit (loss) before depreciation and amortisation) as at the end of the financial year for which the dividend is to be distributed is less than 3.0. Under the New Financing Agreement, dividend may be paid on satisfaction of certain conditions, including: The Net Exposure / EBITDA ratio for the CCC Business Unit (the CCC Group excluding the Modivo Group i.e. the Modivo Business Unit) lower than 2.5, with the proviso that the dividend may not be paid earlier than two years after the execution of the said agreement.

For detailed information on the dividend policy and covenants, refer to the annual Directors' Report on the Group's operations. To maintain or adjust the capital structure, the Group may adjust the amount of dividends declared to be paid to shareholders, return capital to shareholders, issue new shares or sell assets in order to reduce debt.

Similarly to other entities in the industry, the Group monitors its capital using the debt ratio. The ratio is calculated as net debt to total equity. Net debt is calculated as total borrowings (comprising short- and long-term credit facilities and bonds issued as disclosed in the consolidated statement of financial position) less cash and cash equivalents. The total amount of capital is calculated as the sum of the equity disclosed in the consolidated statement of financial position and the net debt.

EARNINGS (LOSS) PER SHARE

In the three months ended 30 April 2024, basic and diluted earnings per share were PLN 0.86. In the three months ended 30 April 2023, basic and diluted loss per share on continuing operations was PLN 2.54.

5.2. BANK BORROWINGS AND BONDS

As agreed with the institutions providing financing for the CCC Business Unit, the Group reduced the CCC Business Unit's debt by a total of PLN 320.0 million (PLN 50.0 million in 2022 and PLN 270.0 million in 2023). For details, see the consolidated financial statements of the CCC Group for the 12 months from 1 February 2023 to 31 January 2024. The last reduction of credit facility and factoring limits took place on 30 November 2023 (as announced in Current Report No. 60/2023 of 30 November 2023), followed on 21 March 2024 by early pari passu redemption of 20,565 Series 1/2018 bonds of CCC S.A. with a nominal value of PLN 20.6 million.

The following note presents data on borrowings and bonds in issue.

	FINANCING OF THE CCC BUSINESS UNIT		FINANCING OF THE MODIVO BUSINESS UNIT		TOTAL
	CREDIT FACILITIES	BONDS	CREDIT FACILITIES	BONDS	
As at 1 Feb 2024	529.2	541.2	285.7	739.3	2,095.4
short-term	390.2	3.6	285.7	739.3	1,418.8
long-term	139.0	537.6	-	-	676.6
Proceeds from debt contracted					
- financing received	152.9	-	-	-	152.9
Modification of agreement terms	-	0.8	-	-1.7	-0.9
Interest accrued	14.2	16.6	5.8	39.3	75.9
Debt-related payments					
- principal payments (amortised credit facilities, changes in drawdowns under working capital facilities/RCF, bonds)	-7.5	-20.6	-	-	-28.1
- interest paid	-14.1	-0.3	-5.5	-	-19.9
Increase due to change in overdraft facility amount	12.1	-	-	-	12.1
Decrease due to change in overdraft facility amount	-	-	-48.2	-	-48.2
As at 30 Apr 2024	686.8	537.7	237.8	776.9	2,239.2
short-term	593.6	11.4	237.8	776.9	1,619.7
<i>Tranche A</i>	<i>178.3</i>	<i>-</i>	<i>-</i>	<i>-</i>	<i>178.3</i>
<i>Tranche B</i>	<i>45.2</i>	<i>-</i>	<i>-</i>	<i>-</i>	<i>45.2</i>
<i>Tranche C</i>	<i>38.9</i>	<i>-</i>	<i>-</i>	<i>-</i>	<i>38.9</i>
<i>Credit facilities with guarantees from BGK</i>	<i>325.5</i>	<i>-</i>	<i>-</i>	<i>-</i>	<i>325.5</i>
<i>Other (other credit facilities; credit cards)</i>	<i>5.7</i>	<i>-</i>	<i>237.8</i>	<i>-</i>	<i>243.5</i>
<i>Bonds issued to PFR</i>	<i>-</i>	<i>5.5</i>	<i>-</i>	<i>-</i>	<i>5.5</i>
<i>Bonds issued to Softbank</i>	<i>-</i>	<i>-</i>	<i>-</i>	<i>776.9</i>	<i>776.9</i>
<i>CCC0626 bonds</i>	<i>-</i>	<i>5.9</i>	<i>-</i>	<i>-</i>	<i>5.9</i>
long-term	93.2	526.3	-	-	619.5
<i>Tranche A</i>	<i>93.2</i>	<i>-</i>	<i>-</i>	<i>-</i>	<i>93.2</i>
<i>Bonds issued to PFR</i>	<i>-</i>	<i>358.0</i>	<i>-</i>	<i>-</i>	<i>358.0</i>
<i>CCC0626 bonds</i>	<i>-</i>	<i>168.3</i>	<i>-</i>	<i>-</i>	<i>168.3</i>

On 24 April 2024, Modivo S.A. signed a credit facility agreement with Bank Polska Kasa Opieki S.A. whereby the availability period of the multi-purpose credit facility up to a total amount of PLN 260.0 million contracted on 26 October 2017 was extended for the next 12 months, i.e. until 29 April 2025, its other terms and conditions unchanged (see Current Report No. 14/2024).

	FINANCING OF THE CCC BUSINESS UNIT		FINANCING OF THE MODIVO BUSINESS UNIT		TOTAL
	CREDIT FACILITIES	BONDS	CREDIT FACILITIES	BONDS	
As at 1 Feb 2023	1,084.8	581.5	230.1	629.8	2,526.2
short-term	272.4	23.4	230.1	629.8	1,155.7
long-term	812.4	558.1	-	-	1,370.5
Proceeds from debt contracted					
- financing received	44.2	-	-	-	44.2
Interest accrued	73.2	94.2	20.2	142.8	330.4
Modification of agreement terms	-	-6.0	-	-33.3	-39.3
Debt-related payments					
- principal payments	-458.1	-20.6	-	-	-478.7
- interest paid	-74.0	-107.9	-20.2	-	-202.1
Increase due to change in overdraft facility amount	-	-	55.6	-	55.6
Decrease due to change in overdraft facility amount	-121.4	-	-	-	-121.4
Other non-cash changes	-19.5	-	-	-	-19.5
As at 31 Jan 2024	529.2	541.2	285.7	739.3	2,095.4
short-term	390.2	3.6	285.7	739.3	1,418.8
<i>Tranche A</i>	<i>140.0</i>	<i>-</i>	<i>-</i>	<i>-</i>	<i>140.0</i>
<i>Credit facilities with guarantees from BGK</i>	<i>249.7</i>	<i>-</i>	<i>-</i>	<i>-</i>	<i>249.7</i>
<i>Other (other credit facilities; credit cards)</i>	<i>0.5</i>	<i>-</i>	<i>285.7</i>	<i>-</i>	<i>286.2</i>
<i>Bonds issued to PFR</i>	<i>-</i>	<i>1.8</i>	<i>-</i>	<i>-</i>	<i>1.8</i>
<i>Bonds issued to Softbank</i>	<i>-</i>	<i>-</i>	<i>-</i>	<i>739.3</i>	<i>739.3</i>
<i>CCC0626 bonds</i>	<i>-</i>	<i>1.8</i>	<i>-</i>	<i>-</i>	<i>1.8</i>
long-term	139.0	537.6	-	-	676.6
<i>Tranche A</i>	<i>139.0</i>	<i>-</i>	<i>-</i>	<i>-</i>	<i>139.0</i>
<i>Bonds issued to PFR</i>	<i>-</i>	<i>348.9</i>	<i>-</i>	<i>-</i>	<i>348.9</i>
<i>CCC0626 bonds</i>	<i>-</i>	<i>188.7</i>	<i>-</i>	<i>-</i>	<i>188.7</i>

In connection with its existing debt, the Group is exposed to interest rate risk, currency risk, and liquidity risk.

5.3. CONTRACTUAL MATURITIES

30 Apr 2024	CONTRACTUAL MATURITIES FROM THE END OF THE REPORTING PERIOD					TOTAL UNDISCOUNTED	CARRYING AMOUNT
unaudited, unreviewed	UP TO 3 MONTHS	3–12 MONTHS	1–3 YEARS	3–5 YEARS	OVER 5 YEARS		
Bank borrowings	296.9	563.3	94.8	–	–	955.0	924.6
Bonds	32.5	651.1	228.4	514.5	–	1,426.5	1,314.6
Trade payables	1,252.3	183.1	–	–	–	1,435.4	1,435.5
Factoring liabilities	550.8	92.2	–	–	–	643.0	642.9
Returns liabilities	86.0	–	–	–	–	86.0	86.0
Liabilities arising from obligation to purchase non-controlling interests	186.0	11.3	–	–	–	197.3	197.3
Derivative financial instruments embedded in bonds issued to PFR – Equity Kicker	–	–	–	6.6	–	6.6	6.6
Lease liabilities	189.1	356.2	782.1	391.1	305.0	2,023.5	1,725.2
Total financial liabilities	2,593.6	1,857.2	1,105.3	912.2	305.0	6,773.3	6,332.7

31 Jan 2024	CONTRACTUAL MATURITIES FROM THE END OF THE REPORTING PERIOD					TOTAL UNDISCOUNTED	CARRYING AMOUNT
audited	UP TO 3 MONTHS	3–12 MONTHS	1–3 YEARS	3–5 YEARS	OVER 5 YEARS		
Bank borrowings	304.6	408.2	143.6	–	–	856.4	814.9
Bonds	1.8	0.2	901.8	576.0	–	1,479.8	1,280.5
Trade payables	1,225.2	129.0	–	–	–	1,354.2	1,354.1
Factoring liabilities	310.7	155.4	–	–	–	466.1	466.1
Returns liabilities	98.7	–	–	–	–	98.7	98.7
Liabilities arising from obligation to purchase non-controlling interests	181.5	11.1	–	–	–	192.6	192.6
Derivative financial instruments embedded in bonds issued to PFR – Equity Kicker	–	–	–	6.6	–	6.6	6.6
Lease liabilities	172.0	359.1	785.9	392.9	295.9	2,005.8	1,732.2
Total financial liabilities	2,294.5	1,063.0	1,831.3	975.5	295.9	6,460.2	5,945.7

6. OTHER

6.1. FINANCIAL INSTRUMENTS

	30 Apr 2024		31 Jan 2024	
	unaudited, unreviewed		audited	
	FINANCIAL ASSETS	FINANCIAL LIABILITIES	FINANCIAL ASSETS	FINANCIAL LIABILITIES
Financial assets at amortised cost	649.4	–	463.0	–
Loans	–	–	–	–
Trade receivables	252.2	–	194.1	–
Receivables from sale of property, plant and equipment	1.7	–	2.4	–
Cash and cash equivalents	395.5	–	266.5	–
Financial assets measured at fair value through profit or loss	16.5	–	11.7	–
Other financial assets (shares)	11.2	–	11.2	–
Derivative financial instruments (forwards)	5.3	–	0.5	–
Financial liabilities at amortised cost	–	6,128.8	–	5,928.0
Bank borrowings and bonds	–	2,239.2	–	2,095.4
Trade and other payables	–	2,078.4	–	1,820.2
Returns liabilities	–	86.0	–	98.7
Lease liabilities	–	1,725.2	–	1,732.2
Liabilities arising from obligation to purchase non-controlling interests	–	186.0	–	181.5
Financial liabilities measured at fair value through profit or loss	–	21.4	–	21.1
Liabilities arising from obligation to purchase non-controlling interests	–	11.4	–	11.1
Derivative financial instruments embedded in bonds issued to PFR – Equity Kicker	–	6.6	–	6.6
Derivative financial instruments embedded in bonds convertible into Modivo shares – voluntary conversion option	–	3.4	–	3.4

The Group classifies other financial assets (shares), derivative financial instruments embedded in bonds issued to PFR – Equity Kicker, liabilities arising from obligation to purchase non-controlling interests, and derivative financial instruments embedded in bonds convertible into Modivo shares – voluntary conversion option at level 3 of the fair value hierarchy. Derivative financial instruments – forwards are classified at level 2 of the fair value hierarchy.

Liabilities arising from obligation to purchase non-controlling interests – DeeZee option

The Group measures the options to sell non-controlling interests at fair value. As at the reporting date, their exercise dates and values were as follows:

Liabilities arising from obligation to purchase non-controlling interests – DeeZee option	1 Feb 2024–30 Apr 2024	1 Feb 2023–31 Jan 2024
	unaudited, unreviewed	audited
At beginning of period	11.1	31.1
Remeasurement	0.3	–20.0
At end of period	11.4	11.1
Exercise date (possibility to exercise option on the initial date)	1 Jul 2024	1 Jul 2024

The fair value measurement of the DeeZee Sp. z o.o. option was recognised in liabilities arising from the obligation to purchase non-controlling interests. The main factor determining the valuation of options to purchase non-controlling interests in DeeZee Sp. z o.o. is the projected level of EBITDA and net debt at the option exercise dates. The relevant EBITDA multipliers provided for in the investment agreements were used to determine the value of the future liability. Following a review of the forecasts received from that company, which are used as the main parameter affecting the measurement of financial instruments under the option to buy shares, the value of the financial instrument from option measurement was remeasured and recognised in the statement of comprehensive income under finance income in the amount of PLN 0.3 million. The liability was measured at fair value as at the reporting date, using a discount rate of 11.1% (11.1% for the reference period). Given the high probability that the obligation would be performed, the liability is presented under current liabilities.

Derivative financial instruments embedded in bonds issued to PFR – Equity Kicker

The Group measures at fair value the derivative instrument containing a potential obligation under an 'Equity Kicker' related to the issue of bonds subscribed for by PFR Inwestycje Fundusz Inwestycyjny Zamknięty. The Equity Kicker is an obligation of the issuer to pay a premium to PFR based on an algorithm agreed between PFR and the Group. The derivative instrument based on the valuation of Modivo shares was therefore separated (bifurcated) and measured at fair value amounting to PLN 6.6 million as at the reporting date.

Derivative financial instruments embedded in bonds issued to PFR – Equity Kicker	1 Feb 2024–30 Apr 2024	1 Feb 2023–31 Jan 2024
	unaudited, unreviewed	audited
At beginning of period	6.6	6.5
Remeasurement	–	0.1
At end of period	6.6	6.6

The assumptions underlying the instrument's measurement as at 30 April 2024 did not change relative to those described in the consolidated financial statements of the Group for 2023.

Derivative financial instruments embedded in bonds convertible into Modivo shares – voluntary conversion option

The Group measures at fair value the derivative instrument embedded in the agreement for the issue of bonds convertible into shares subscribed for by a Softbank Group company. Detailed information on the instrument is included in the full-year consolidated financial statements of the CCC Group for 2023. The derivative instrument based on the valuation of Modivo shares was therefore separated (bifurcated) and measured as at the reporting date at fair value amounting to PLN 3.4 million. The assumptions underlying the instrument's measurement as at 31 January 2024 remained unchanged.

Derivative financial instruments embedded in bonds convertible into Modivo S.A. shares – voluntary conversion option	1 Feb 2024–30 Apr 2024	1 Feb 2023–31 Jan 2024
	unaudited, unreviewed	audited
At beginning of period	3.4	15.8
Remeasurement	–	–12.4
At end of period	3.4	3.4

According to the Group's assessment, the fair value of variable-interest loans, trade receivables, receivables due from sale of property, plant and equipment, lease receivables, cash and cash equivalents, derivative financial instruments, other financial assets, current variable-interest financing liabilities, trade and other payables, as well as returns liabilities does not differ materially from the respective carrying amounts due to the short maturities. In the case of non-current variable-interest financing liabilities and lease liabilities, the fair value does not differ materially from their carrying amounts. In the opinion of the Group, the variable interest rates correspond to market interest rates. The fair value of the CCC0626 variable-rate bonds, listed on the regulated Catalyst market, is PLN 168.4 million (carrying amount: PLN 174.2 million).

6.2. RELATED-PARTY TRANSACTIONS

In the presented periods, the Group entered into the following related-party transactions:

	Liabilities to related parties (including financing liabilities)	Receivables from related parties (including loans)	Liabilities to related parties (including financing liabilities)	Receivables from related parties (including loans)
	30 Apr 2024	30 Apr 2024	31 Jan 2024	31 Jan 2024
	unaudited, unreviewed	unaudited, unreviewed	audited	audited
Associates	3.2	–	2.0	–
Entities related to key management personnel	0.9	12.9	1.1	13.1
Total	4.1	12.9	3.1	13.1

	Proceeds from related-party transactions	Purchases from related parties	Proceeds from related-party transactions	Purchases from related parties
	1 Feb 2024–30 Apr 2024	1 Feb 2024–30 Apr 2024	1 Feb 2023–30 Apr 2023	1 Feb 2023–30 Apr 2023
	unaudited, unreviewed	unaudited, unreviewed	unaudited, unreviewed	unaudited, unreviewed
Associates	0.1	0.8	0.1	1.4
Entities related to key management personnel	–	2.8	–	5.4
Total	0.1	3.6	0.1	6.8

All related-party transactions were entered into on an arm's length basis.

In addition, the CCC Group entered into an agency agreement with Giro Trading Prosta Spółka Akcyjna ("Giro") as the agent, under which Giro receives a contractual agency fee of substantially 3% (of the value of purchases made through the agency of Giro). In the reporting period, companies of the CCC Group engaged with Giro in purchase transactions totalling PLN 26.5 million and in sales transactions totalling PLN 0.5 million (PLN 42.3 million and PLN 2.8 million, respectively, in the period 1 February – 30 April 2023).

Based on an analysis performed, it was determined that Giro was not a related party, nor an entity related to any member of the Group's governing bodies. However, in view of the significant role played by one member of the Group's parent governing body in establishing that entity, the Group – seeking to ensure transparency and access to information – has disclosed transactions with the entity despite the fact that they do not formally meet the criteria requiring their disclosure as related-party transactions.

6.3. SHARE-BASED PAYMENTS

Incentive scheme for the CCC Management Board implemented in 2021–2024

As described in the consolidated financial statements for the financial year ended 31 January 2024, Management Board members are awarded variable remuneration components, including a long-term bonus linked to CCC S.A. value growth, understood as appreciation of its share price, which is awarded to each member of the Management Board for two periods: one already ended and the second running from 1 August 2021 to 31 July 2024.

The bonus for period two was valued by an external expert using the Black-Scholes model. The number of rights to benefit from share appreciation (number of options) used in the valuation was 200,000, with 22 June 2021 – 31 July 2024 as the vesting period. The value of a single right to benefit from share appreciation (value of a single option) used in the valuation was PLN 0.15. The assumed risk-free rate was 4.61% and the expected volatility of the share price was 45.5%. The duration of the option is three months.

In the statement of financial position, a provision of PLN 0.02 million related to the valuation of the incentive scheme was recognised under other current liabilities (31 January 2024: PLN 0.02 million).

Incentive scheme for key personnel of the Modivo Group implemented in 2021–2025

As described in the consolidated financial statements for the financial year ended 31 January 2024, key management personnel of Modivo S.A. and its subsidiaries are granted the right to subscribe for and/or acquire shares in Modivo S.A. Participation in the scheme and the number of rights granted began to be communicated to the scheme participants on 14 January 2022, which date was considered the start of service by the participants and the start of the vesting period. The list of participants was finally approved by the Supervisory Board on 7 February 2022 (grant date) and the fair value of the equity instruments granted was determined as at that date.

The scheme was to remain in effect until 31 August 2024 or until Modivo S.A.'s majority shareholder sold, in a single transaction or a series of transactions, no less than 50% of Modivo S.A. shares or lost the majority of voting rights as a result of the acquisition of shares by another entity, whichever occurred earlier. The vesting of the rights under the scheme is conditional upon the participant's continuing relationship with Modivo S.A. or any Modivo Group company until the settlement date, and on the company's market value reaching at least PLN 8.0 billion. The scheme provides for the issue of up to 7,680,500 rights (shares). As the successive thresholds of the Company's valuation are exceeded, the number of rights acquired by the scheme participants will grow.

The cost of the scheme recognised in the period covered by these financial statements was PLN 2.3 million, compared with PLN 4.2 million in the corresponding period of the previous year, and was recognised in administrative expenses under salaries, wages and employee benefits, in correspondence with non-controlling interests (a lower cost relative to the comparative period is attributable, among other things, to an adjustment of the number of rights used in the valuation of the entire scheme due to failure to meet the vesting conditions by some employees, who ended their relationship with Modivo S.A.). The cumulative cost of the scheme recognised up to 30 April 2024 was PLN 32.6 million.

7. EVENTS AFTER THE REPORTING DATE

On 10 May 2024, the Group signed a preliminary conditional agreement to acquire 100% of shares in Rawaki Sp. z o.o. of Warsaw, FirstDistribution S.r.o. (of the Czech Republic) and BoardridersClub - Bratislava S.r.o. (of Slovakia). The conditions under the agreement were fulfilled on 3 June 2024. As a result, the CCC Group's product range was expanded through the addition of such brands as Roxy, Billabong and Quiksilver. The total purchase price for those companies was USD 4.8 million. The acquired companies carry out retail sales via an offline network comprising a total of 16 stores and via online channels. The transaction will be accounted for during 2024.

INTERIM CONDENSED SEPARATE FINANCIAL STATEMENTS FOR THE FIRST QUARTER OF 2024

from 1 February 2024
to 30 April 2024



INTERIM CONDENSED SEPARATE STATEMENT OF COMPREHENSIVE INCOME

	1 Feb 2024–30 Apr 2024	1 Feb 2023–30 Apr 2023
	unaudited, unreviewed	unaudited, unreviewed
Continuing operations		
Revenue	658.0	591.3
Cost of sales	-440.6	-402.3
Gross profit	217.4	189.0
Costs of points of purchase and distribution	-176.3	-160.2
Administrative expenses	-17.4	-19.3
Other income	3.6	6.3
Other expenses	-10.8	-1.6
(Recognition) / Reversal of loss allowances (impairment losses on receivables)	-0.1	0.3
Operating profit (loss)	16.4	14.5
Finance income	22.1	22.4
Impairment losses on shares	-	-14.6
Finance costs	-28.5	-28.7
Profit (loss) before tax	10.0	-6.4
Income tax	-2.1	2.5
Net profit (loss)	7.9	-3.9
Total comprehensive income	7.9	-3.9
Weighted average number of ordinary shares (million)	68.9	55.3
Basic earnings (loss) per share (PLN)	0.11	-0.07
Diluted earnings (loss) per share (PLN)	0.11	-0.07

INTERIM CONDENSED SEPARATE STATEMENT OF FINANCIAL POSITION

	30 Apr 2024	31 Jan 2024
	unaudited, unreviewed	audited
Intangible assets	3.0	3.2
Goodwill	48.8	48.8
Property, plant and equipment – leasehold improvements	261.2	266.2
Property, plant and equipment – distribution	0.3	5.6
Property, plant and equipment – other	20.4	36.4
Right-of-use assets	365.2	378.0
Deferred tax assets	69.1	60.9
Loans	872.8	869.1
Long-term investments	1,290.1	1,290.1
Other long-term receivables	0.1	0.1
Lease receivables	86.2	86.2
Non-current assets	3,017.2	3,044.6
Inventories	429.9	351.3
Trade receivables	51.3	67.2
Loans	44.0	52.3
Other receivables	42.6	46.7
Cash and cash equivalents	101.3	33.4
Lease receivables	32.0	29.8
Current assets	701.1	580.7
Assets classified as held for sale	10.0	–
TOTAL ASSETS	3,728.3	3,625.3
Liabilities under borrowings and bonds	526.3	537.6
Provisions	3.6	3.6
Lease liabilities	393.8	404.9
Other non-current liabilities	1.3	1.3
Other non-current financial liabilities	6.6	6.6
Non-current liabilities	931.6	954.0
Liabilities under borrowings and bonds	261.2	253.5
Trade and other payables	222.2	164.0
Other liabilities	121.9	101.5
Income tax liabilities	7.6	0.9
Provisions	27.4	12.2
Lease liabilities	201.0	191.7
Current liabilities	841.3	723.8
TOTAL LIABILITIES	1,772.9	1,677.8
NET ASSETS	1,955.4	1,947.5
Equity		
Share capital	6.9	6.9
Share premium	1,648.2	1,648.2
Retained earnings	300.3	292.4
TOTAL EQUITY	1,955.4	1,947.5
TOTAL EQUITY AND LIABILITIES	3,728.3	3,625.3

INTERIM CONDENSED SEPARATE STATEMENT OF CASH FLOWS

	1 Feb 2024–30 Apr 2024	1 Feb 2023–30 Apr 2023
	unaudited, unreviewed	unaudited, unreviewed
Profit (loss) before tax	10.0	-6.4
Depreciation/amortisation	40.8	40.1
Impairment of property, plant and equipment, rights-of-use assets, intangible assets and shares	10.8	14.8
(Gain) loss from investing activities	-1.0	-
Borrowing costs	24.9	27.4
Other adjustments to profit before tax	-6.4	-58.8
Income tax paid	-3.6	-2.6
Cash flow before changes in working capital	75.5	14.5
Changes in working capital		
Change in inventories and inventory write-downs	-78.6	-20.1
Change in receivables	20.0	10.1
Change in current liabilities, net of borrowings and bonds	77.1	32.9
Net cash flows from operating activities	94.0	37.4
Proceeds from sale of property, plant and equipment	12.5	-
Repayment of loans and payment of interest	23.8	8.4
Purchase of intangible assets and property, plant and equipment	-15.6	-16.9
Loans	-0.7	-172.9
Other cash provided by investing activities	7.9	7.4
Net cash flows from investing activities	27.9	-174.0
Proceeds from borrowings	-	0.1
Proceeds from securities issues and contributions to equity	-	212.3
Other cash provided by financing activities	1.6	5.6
Lease payments	-24.4	-36.0
Interest paid	-10.6	-9.9
Repayment of borrowings	-20.6	-0.4
Net cash flows from financing activities	-54.0	171.7
TOTAL CASH FLOWS	67.9	35.1
Net increase/decrease in cash and cash equivalents	67.9	35.1
Cash and cash equivalents at beginning of period	33.4	38.0
Cash and cash equivalents at end of period	101.3	73.1

INTERIM CONDENSED SEPARATE STATEMENT OF CHANGES IN EQUITY

unaudited, unreviewed	SHARE CAPITAL	SHARE PREMIUM	RETAINED EARNINGS	TOTAL EQUITY
As at 1 Feb 2024	6.9	1,648.2	292.4	1,947.5
Net profit (loss) for period	-	-	7.9	7.9
Total comprehensive income	-	-	7.9	7.9
As at 30 Apr 2024	6.9	1,648.2	300.3	1,955.4

unaudited, unreviewed	SHARE CAPITAL	SHARE PREMIUM	RETAINED EARNINGS	TOTAL EQUITY
As at 1 Feb 2023	5.5	1,148.0	71.6	1,225.1
Net profit (loss) for period	-	-	-3.9	-3.9
Total comprehensive income	-	-	-3.9	-3.9
Share issue	-	212.2	-	212.2
Total transactions with owners	-	212.2	-	212.2
As at 30 Apr 2023	5.5	1,360.2	67.7	1,433.4

8. GENERAL INFORMATION

Company name:	CCC Spółka Akcyjna
Registered office:	ul. Strefowa 6, 59-101 Polkowice, Poland
Registry court:	District Court for Wrocław-Fabryczna in Wrocław, 9th Commercial Division of the National Court Register
Entry in the National Court Register (KRS) No:	0000211692
Principal business:	The Company's principal business activity according to the European Classification of Business Activities is wholesale and retail trade in clothing and footwear (EKD 5142).
Management Board:	President: Dariusz Miłek Vice President: Karol Półtorak Vice President: Igor Matus

CCC S.A. (the "Company", the "parent") has been listed on the Warsaw Stock Exchange since 2004.

The Company is the parent of the CCC Group (the "CCC Group", the "Group").

These interim condensed separate financial statements of the Company cover the three months ended 30 April 2024 and contain comparative data for the three months ended 30 April 2023 and as at 31 January 2024. The statement of comprehensive income and notes to the statement of comprehensive income contain data for the three months ended 30 April 2024 and comparative data for the three months ended 30 April 2023, which has not been audited or reviewed by an auditor.

The Company has also prepared interim condensed consolidated financial statements for the three months ended 30 April 2024, which were authorised for issue by the Management Board on 12 June 2024. The interim condensed consolidated financial statements of the CCC Group have been prepared in accordance with IFRS. The statements can be accessed on the Company's website.

The interim financial results may not be indicative of the Company's potential full-year financial results due to the seasonality effect (with peak demand in spring and autumn).

As at the reporting date and the date of issue of these condensed financial statements, the Supervisory Board was composed of: Wiesław Oleś as Chairman, with Zofia Dzik, Filip Gorczyca, Mariusz Gnych, Marcin Stańko, and Piotr Kamiński serving as Members of the Supervisory Board.

The Company has an unlimited duration.

BASIS OF ACCOUNTING

These interim condensed separate financial statements have been prepared in accordance with International Accounting Standard 34 Interim Financial Reporting, as endorsed by the European Union ("IAS 34").

These interim condensed separate financial statements do not include all the information and disclosures required to be given or made in full-year financial statements and should be read in conjunction with the Company's separate financial statements for the year ended 31 January 2024, authorised for issue on 5 April 2024.

These financial statements have been prepared on a historical cost basis, except for derivative financial instruments measured at fair value.

The data contained in these financial statements is presented in millions of Polish złoty, unless more accurate information is provided in specific cases. The functional and reporting currency is the Polish złoty (PLN).

GOING CONCERN

These financial statements have been prepared under the going concern assumption, indicating that the Company and the CCC Group (the "Group") are expected to continue their operations for the foreseeable future, specifically for a period of at least 12 months from the reporting date.

Below in this note are presented important issues, including uncertainties concerning circumstances that may pose risks to the Company continuing as a going concern. These circumstances are particularly related to financial obligations stemming from existing credit facility agreements and debt instruments of the CCC Group. Financing in the CCC Group is provided at the level of two business units, which are separately responsible for their liabilities:

- CCC Business Unit (the CCC Group excluding the Modivo Business Unit); and separately for
- the Modivo Business Unit (MODIVO S.A. and all its subsidiaries).

Consequently, further analysis was conducted separately for the CCC Business Unit as a whole (rather than solely for CCC S.A. as an independent entity) and for the Modivo Business Unit. The latter is identified as a critical element of the CCC Group and, consequently, is also subject to such analyses.

As at 30 April 2024, the Company's current liabilities exceeded its current assets by PLN 140.2 million, but this is not affecting the Company's ability to settle its liabilities as they fall due, as discussed in more detail below. The Company's operations are financed with financial instruments, including mainly credit facilities, loans and bonds. Total debt outstanding under those instruments as at the reporting date was PLN 787.5 million.

In 2021, following negotiations with financial institutions, financing for the CCC Business Unit was secured via the New Financing Agreement (the Credit Facility Agreement dated 2 June 2021), with the repayment date for Facility B set for 30 June 2024. The portion of the financing that falls due in 2024 consists of guarantee limits (up to PLN 158.3 million), short-term facilities (up to PLN 600.5 million), and factoring limits (up to PLN 191.4 million).

The remaining part of the financing falls due at a later date, as detailed in Note 5.2.

The Group is currently in negotiations with the providers of financing to the CCC Business Unit regarding the refinancing of its operations. The goal is to increase the availability of financing to a total limit beyond the current one, specifically by increasing the limits for bank guarantees, letters of credit, and reverse factoring. The new syndicate agreement is expected to enhance financing flexibility, reduce the cost of financing, extend maturity dates and set new financial covenants. As at the date of issue of this document, the Group has reached an agreement on the principal terms of the new financing arrangement, with the final documents anticipated to be executed by the end of June 2024. Alternatively, the Group can extend the current financing for an additional year past its original maturity date, provided there is a mutual agreement to modify the maturity.

On 24 April 2024, the Group extended the maturity of financing under the Modivo Business Unit's credit facilities as well as limits for bank guarantees and letters of credit, with the new maturity date falling on 29 April 2025 (previously 29 April 2024), for up to PLN 184.7 million and PLN 75.3 million, respectively. Furthermore, factoring limits amounting to PLN 170.0 million are scheduled to mature in October 2024.

However, the bulk of the debt financing is in the form of bonds convertible into shares of Modivo S.A., totalling PLN 777.0 million as at the reporting date, issued to SVF II Motion Subco (DE) LLC, a Softbank Group company. These bonds are redeemable on 5 April 2026 (according to the agreement dated 24 November 2023), unless they are converted into shares upon an initial public offering (IPO) or repaid before the redemption date. The bonds are classified as current liabilities in anticipation of the planned IPO, and should the IPO proceed, they will be mandatorily converted into shares. The agreement also includes other amendments, one of which involves adjusting the fixed interest rate that will be applicable from 5 October 2024 to 5 April 2026. The existing credit agreements ensure the required level of financing for the Group.

Under the financing agreements concluded by the Group, the Group is required to comply with certain financial covenants, separately for the CCC Business Unit and for the Modivo Business Unit. The Modivo Business Unit obtained a waiver exempting it from testing certain financial ratios as at 30 April 2024. Consequently, as at the reporting date, there were no instances of the Group defaulting on any of the ratios under the financing agreements.

Additionally, based on the Annual Budget for 2024 prepared by the Management Board and financial plans for the subsequent periods, and to their best knowledge and belief, including the potential implementation of the measures outlined below, the Group anticipates compliance, over the subsequent 12 months, with the terms of the current agreements and the proposed terms of the new financing currently under discussion, as previously described. This expectation holds even in the scenario of significantly underperforming against financial projections. Specifically, for the CCC Business Unit, this includes adherence to the following financial metrics: net exposure/EBITDA for each quarter, Debt Service Coverage Ratio (DSCR) for the semi-annual period, and Capital Expenditure for the full year.

For the Modivo Business Unit, the Group reached an agreement with the financing institutions to modify the financial covenants that will be applicable for the 12 months following the reporting date. In agreement with the financing providers, the testing of the net financial debt/EBITDA ratio, as specified in the agreements discussed in later sections of this note, is set for 31 January 2025. The test originally planned for 31 July 2024, has been suspended. Following the amendment to the financing agreements of 21 November 2023, as detailed below, along with supplementary arrangements, the new Debt Service Coverage Ratio (DSCR) for the last 12 months will undergo quarterly testing starting from 31 October 2024 (originally from 31 July 2024). Additionally, a one-time waiver was granted to forego the EBITDA test for the last 12 months as of 30 April 2024. Simultaneously, it was agreed that a one-time test of the net debt, with a maximum amount of PLN 548 million, will take place as at 31 July 2024. Accordingly, the Group intends to satisfy the above ratios and fulfil the obligations of the Modivo Business Unit in the normal course of its business. The Group believes there are no risks associated with the financial performance of the Modivo Business Unit that might affect the CCC Group's ability to continue as a going concern.

For more details concerning the covenants to be tested as at the reporting date and in the period of 12 months thereafter, see 'Covenants/financial ratios' in the 'Management of financial resources and liquidity' section of the consolidated Directors' Report on the operations of the CCC Group in the three months ended 30 April 2024.

The key element of the analysis of compliance with the financial covenants, including financial ratios, were parameters that could cause underperformance relative to the objectives set out in the Annual Budget for 2024 and financial plans for subsequent periods, and failure to achieve the financial ratios that the Group, including separately for the CCC Business Unit and for the Modivo Business Unit, is required to comply with under its financing agreements.

The implementation and delivery of all proposed measures, objectives, plans, and financial projections are subject to various future risks and uncertainties. These uncertainties are particularly relevant to the implementation of the Group's Annual Budget for 2024 and plans for subsequent years, and include:

- Macroeconomic risks, including general price growth in the economy affecting the prices of merchandise, services, salaries and wages, capital expenditure amounts, as well as a rise in operating expenses, especially in transport and logistics;
- Decline in consumer demand for products offered by the Group as a result of changing macroeconomic conditions (rising inflation, interest rates affecting borrowing costs and unemployment levels, falling real wages, etc.), as well as the Group's potential decisions to raise the prices of merchandise;
- Exchange rate movements affecting the performance of foreign operations and the cost of goods purchase, as well as rental costs;
- Fiercer competition in the market environment, especially in terms of product prices having an effect on the results generated in the course of day-to-day operations;
- Occurrence of unplanned and/or unforeseen changes in fashion trends and weather conditions;
- Changes in consumer behaviour due to the migration processes or postponement of purchasing decisions;
- Materialisation of operational risks, which may disrupt business continuity;
- Volatility on the financial markets, which may prevent the initial public offering of Modivo S.A. shares;
- Completion of the Group's refinancing process in 2024, in line with the assumptions described above.

The identified risks, which may lead to an underperformance against the financial plan in 2024 and in subsequent periods, create considerable uncertainty regarding the execution of future financial plans over the next 12 months from the reported date, including compliance with the financial covenants under the Group's financing agreements, and thereby the Group's ability to continue as a going concern.

The Management Board of CCC S.A. has conducted an analysis of the Budget's sensitivity over the next 12 months, developed alternative scenarios, calculated the projected values of the financial ratios and compared these findings with the expectations of the banks and other institutions that provide financing to the Group. This analysis took into account the risks, events, and measures described previously. The analysis assumes the fulfilment of the obligation to purchase DeeZee Sp. z o.o. shares for PLN 11.4 million and Modivo S.A. shares for PLN 186.0 million (including interest), as recognised in the financial statements, which stems from the existing owner's right to demand their purchase starting from 3 October 2023.

The 2024 Annual Budget takes into account estimated macroeconomic parameters, including an inflation rate of 6.6%, based on available market analyses and closely aligned with the inflation rate projected in the 2024 state budget, with the exception of costs that are subject to statutory adjustments. At the same time, the Group expects that the increase in costs driven by inflation will be offset by the savings measures. The key foreign exchange rates factored into the budget were the EUR/PLN and USD/PLN exchange rates, assumed to be 4.35 and 4.0, respectively. Based on internal analyses, the average level of the key reference rate (1M WIBOR), which determines the borrowing cost for the CCC Group, was estimated to be 5.80%. For the time horizon extending beyond 2024, the Group uses a long-term financial model.

The in-depth sensitivity analysis of the Annual Budget for the next 12 months conducted by the Management Board for the CCC Business Unit has shown that even if a single of the following parameters deviates from the assumptions in the Annual Budget (with all other factors remaining unchanged):

- the average annual inflation rate increases by 5pp;
- the average annual PLN exchange rate weakens by PLN 0.20 relative to the main foreign currencies (EUR and USD);
- the gross margin falls by 2pp (on a 15% decline in sales, taking into account the effect of a decrease in variable costs and available reductions in other costs);
- the average annual 1M WIBOR rate increases by 2pp;

then the achieved financial ratios as at the successive testing dates will be as required by covenants under the financing agreements.

Analyses conducted for the Modivo Business Unit indicate no breach of financial covenants as at the subsequent testing dates. This assessment considers the annexes and agreements concluded with the Modivo Business Unit's financing institutions, as detailed below.

- On 9 October 2023, the Management Board received consent from the institutions providing financing to Modivo S.A. (i.e. Bank Powszechna Kasa Oszczędności Bank Polski S.A., Bank Polska Kasa Opieki S.A., and Pekao Faktoring Sp. z o.o.) to apply the financial covenants testing conditions that were in effect as at 31 July 2023 (the level of Net Financial Debt) also on 31 January 2024 (originally, the Net Financial Debt/EBITDA ratio was to be tested on the latter date). Softbank also consented to suspend the testing of the Net Financial Debt/EBITDA ratio as of 31 January 2024, on the condition that Modivo submits an application to the National Court Register that includes amendments to convertible bonds ratified by the General Meeting. The condition was fulfilled.
- On 21 November 2023, the Management Board of the Modivo Business Unit signed an amendment to the agreement with Powszechna Kasa Oszczędności Bank Polski S.A. extending the availability period of the multi-purpose credit facility limit until 21 November 2025. The facility amount remained unchanged, with the sublimit of PLN 180 million on the overdraft facility and the sublimit of PLN 50 million on guarantees and letters of credit. The annex introduced new financial covenants for the Modivo Business Unit: EBITDA as at 30 April 2024 and quarterly DSCR starting from 31 July 2024.
- On 26 and 27 March 2024, the Management Board of Modivo S.A. secured consent from Bank Powszechna Kasa Oszczędności Bank Polski S.A., Pekao Faktoring Sp. z o.o., and Bank Polska Kasa Opieki S.A. to waive the testing of the financial ratios on both 30 April 2024 and 31 July 2024. Additionally, a one-time covenant was established for net debt not to exceed PLN 548 million as at 31 July 2024.
- On 2 April 2024, the Management Board of Modivo S.A. received consent from Softbank to waive the testing of the financial ratio as at 31 July 2024.

The Management Board believes that several measures can be undertaken to mitigate the potential adverse impact of the risks listed above on the Group's financial performance. These measures can be implemented individually for the CCC Business Unit as well as for the Modivo Business Unit. These measures include cost-saving initiatives beyond those projected in the Annual Budget and further optimisation of working capital.

Additionally, the Management Board of CCC S.A. continues to plan for the execution of an IPO for Modivo S.A. as part of its strategy for debt reduction.

In conclusion, despite the stated risks and circumstances, the Management Board is confident that effective preventive measures have been devised and planned. These measures, which are based on the 2024 Annual Budget and financial plans for subsequent years, including thorough analyses and contingency plans, aim to mitigate these risks and ensure the successful execution of the Company's and the Group's plans. Consequently, the Management Board has prepared the interim condensed separate financial statements on a going concern basis.

EFFECT OF CHANGES IN THE ECONOMIC SITUATION ON THE VALUATION OF ASSETS AND LIABILITIES OF CCC S.A.**Inventory write-downs**

For more information, see Note 11.2.

Impairment losses on shares

As at 30 April 2024, no indications of impairment of shares in subsidiaries and associates were identified. As at 30 April 2024, the impairment loss on shares stood at PLN 9.2 million.

Expected credit losses (ECL)

The Company assesses expected credit losses ("ECL") associated with debt instruments measured at amortised cost, regardless of whether there is any indication of impairment.

With respect to short-term trade receivables without a significant financing component, lease receivables and other receivables, the Company applies the simplified approach provided for in IFRS 9 and measures impairment losses in the amount of credit losses expected over the entire lifetime of a receivable since its initial recognition.

In the case of receivables for which a case-by-case approach is justified, the Company measures the probability of default based on market data published by Moody's.

The Company has not observed any material deterioration in repayment rates or an increase in the number of bankruptcies or reorganisations among its customers. Accordingly, the Company expects that the collectability of the trade and other receivables disclosed in the statement of financial position as at 30 April 2024, maturing in the coming months, will remain substantially unchanged.

For loans and credit sureties provided, the Company measures expected credit loss allowances in amounts equal to 12-month expected credit losses. If the credit risk has increased significantly since initial recognition, the Company measures the loss allowance in an amount equal to lifetime expected credit losses.

In the reporting period, there was no change in the credit risk assessment related to loans and sureties provided.

For detailed information on impairment losses recognised on trade receivables, lease receivables, other receivables, loans, sureties and guarantees, see Note 11.2.

Impairment of property, plant and equipment, intangible assets, goodwill and rights-of-use assets

As at 30 April 2024, following an assessment of indications of impairment of property, plant and equipment, intangible assets, goodwill and right-of-use assets, no need to perform an impairment test was identified. In the period for which these interim condensed financial statements were prepared, no impairment losses on the above assets were recognised. For information on impairment of the aforementioned assets, see Note 11.2.

Other accounting matters and issues

As at the date of these interim condensed separate financial statements, the Company did not identify any material risks related to potential breach of the terms of its existing trade and supply contracts.

As a result of the execution of financing agreements with banks, bondholders and other institutions, the Company is required to comply with a number of covenants, as described in detail in the 'Management of financial resources and liquidity' section of the Directors' Report on the Group's operations. As at 30 April 2024, in the opinion of the Management Board none of the covenants were breached during the reporting period and until the date of authorisation of these financial statements for issue.

Based on its financial projections for subsequent reporting periods, the Company believes that the recognised deferred tax asset is recoverable given the equity transactions planned in the future.

STATEMENT OF ACCOUNTING POLICIES

The accounting policies applied by CCC S.A. did not change relative to those applied and disclosed in the full-year financial statements for the financial year 1 February 2023 – 31 January 2024, except for the application of new or amended standards and interpretations effective for annual periods beginning on or after 1 February 2024.

New and amended accounting standards

As of 1 February 2024, the Company is required to apply:

- amendments to IFRS 16 concerning lease liabilities in sale and leaseback transactions
- amendments to IAS 1 concerning the classification of liabilities as current or non-current
- amendments to IAS 7 and IFRS 7 concerning the disclosure requirements for supplier finance arrangements.

The other new and amended standards which apply for the first time in 2024 do not have a material impact on the Company's interim condensed separate financial statements.

The Company did not elect to early adopt any of the standards, interpretations or amendments that have been issued but are not yet effective in accordance with the European Union regulations.

FACTORS WITH MATERIAL BEARING ON THE INTERIM CONDENSED SEPARATE FINANCIAL STATEMENTS

Statement of comprehensive income

Revenue

The 11% year-on-year increase in revenue was driven by continued roll-out of the omnichannel model and expansion of the available product range.

Cost of sales

Cost of sales remained largely unchanged year on year, having risen by 10%. In the three months to 30 April 2024, gross margin was 33% of revenue and remained relatively stable year on year (30 April 2024: 32%).

Costs of points of purchase and distribution

Costs of points of purchase and distribution increased by 10% year on year, driven mainly by:

- PLN 8.3 million increase in other rental costs (sales-based rents and variable costs: utilities, electricity, etc.);
- PLN 5.2 million increase in salaries, wages and employee benefits expense, attributable to a pay rise.

Administrative expenses

The 10% year-on-year decrease in administrative expenses was attributable to a PLN 1.4 million reduction in salaries, wages and employee benefits expense reflecting a headcount reduction in the area, a PLN 1.1 million decrease in the cost of raw materials and consumables used, and a PLN 1.3 million decrease in other expenses, with costs of rental and utilities up by PLN 1.5 million.

Other income and expenses

Other income fell by PLN 2.7 million year on year, to PLN 3.6 million. The decline resulted mainly from reversal in the comparative period of the provision for guarantees related to CCC Germany, amounting to PLN 2.5 million.

Other expenses rose by PLN 9.2 million year on year, to PLN 10.8 million. Their increase was attributable to the recognition of impairment losses on the property in Słupsk, transferred to assets held for sale in accordance with IFRS 5. The sale is expected to be finalised within 12 months from the date of classification of the building as an asset held for sale. The carrying amount of the property exceeded its estimated market price, leading to the recognition of an impairment loss of PLN 10.8 million and transfer of the asset of PLN 10.0 million to assets held for sale. On 4 June 2024, the property was sold for PLN 10.0 million.

As a consequence, the operating result for the three months to 30 April 2024 was PLN 16.4 million, up by PLN 1.9 million year on year.

Finance costs and income

In the reporting period, finance income was PLN 22.1 million and comprised mainly:

- interest income on cash in current account and other interest income of PLN 18.6 million;
- foreign exchange gains of PLN 1.9 million.

Finance costs amounted to PLN 28.5 million and included mainly interest expense on borrowings and bonds of PLN 21.9 million and interest expense on leases of PLN 4.5 million.

Income tax amounted to PLN 2.1 million, reducing profit before tax. CCC S.A.'s net profit for the three months to 30 April 2024 was PLN 7.9 million, an increase of PLN 11.8 million on the net loss posted in the previous year.

STATEMENT OF FINANCIAL POSITION

As at 30 April 2024, CCC S.A.'s total assets amounted to PLN 3,728.3 million, up by PLN 103.0 million on 31 January 2024.

Assets

As at 30 April 2024, non-current assets amounted to PLN 3,017.2 million, down by PLN 27.4 million on the end of the previous year.

Property, plant and equipment – leasehold improvements as at 30 April 2024 amounted to PLN 261.2 million, down by PLN 5.0 million on 31 January 2024. The change was due mainly to:

- depreciation of PLN 11.1 million;
- leasehold improvements of PLN 17.0 million;
- retirement and sale of property, plant and equipment in a net amount of PLN 8.7 million;
- PLN 2.2 million net increase due to transfer of assets between groups.

Property, plant and equipment – distribution decreased by PLN 5.3 million relative to 31 January 2024, to PLN 0.3 million. The change was a combined effect of:

- retirement and sale of assets of PLN 2.6 million;
- PLN 2.9 million net decrease due to transfer of assets between groups;
- depreciation of PLN 0.1 million;
- other of PLN 0.3 million.

Property, plant and equipment – other as at 30 April 2024 amounted to PLN 20.4 million, down by PLN 16.0 million on 31 January 2024. The change was a combined effect of:

- transfer of assets between groups totalling PLN 15.7 million, including the PLN 10 million transfer of the property in Słupsk to assets held for sale;
- measurement of assets held for sale at fair value of PLN 10.8 million;
- depreciation of PLN 0.4 million;
- retirement and sale of property, plant and equipment in a net amount of PLN 0.1 million.

As at the reporting date, long-term and short-term loans amounted to PLN 916.8 million, down by PLN 4.6 million on the end of the previous year. The decrease was attributable to the repayment of loans (principal and interest) by: CCC.eu Sp. z o.o. of PLN 19.7 million, HalfPrice Sp. z o.o. of PLN 2.2 million, CCC Obutev d.o.o. of PLN 1.7 million and other of PLN 0.2 million. In the three months to 30 April 2024, the Company advanced an additional tranche of PLN 0.7 million to UAB CCC Lithuania under the existing terms of the loan agreement with that company. Interest accrued over the three months ended 30 April 2024 was PLN 18.5 million. The impairment loss on loans remained unchanged relative to 31 January 2024.

Long-term and short-term lease receivables amounted to PLN 118.2 million, up by PLN 2.2 million on 31 January 2024. The change was attributable to payment of existing receivables and modification of existing sublease contracts.

Current assets rose by PLN 120.4 million relative to 31 January 2024, reflecting mainly a PLN 67.9 million increase in cash and an increase in inventories due to the seasonal stocking-up effect at the Company.

Trade receivables fell by PLN 15.9 million year on year. Other assets fell by PLN 4.1 million relative to 31 January 2024. Net other receivables as at 30 April 2024 comprised:

- other receivables of PLN 35.3 million, including mainly security deposits of PLN 16.3 million and receivables from recharge of utility costs related to subleased premises of PLN 16.9 million;
- prepayments of PLN 4.7 million;
- receivables from sale of property, plant and equipment of PLN 1.6 million;
- prepaid deliveries of merchandise of PLN 0.6 million;
- tax receivables other than under corporate income tax of PLN 0.4 million.

Liabilities

Other non-current financial liabilities include a liability related to the equity kicker under the agreement on the loan from CCC Shoes & Bags Sp. z o.o. (concerning the issue of bonds by CCC Shoes & Bags Sp. z o.o. subscribed for by PFR Inwestycje Fundusz Inwestycyjny Zamknięty). For details, see Note 13.1.

For detailed information on non-current financial liabilities and liabilities under borrowings and bonds, see Note 12.2.

Current and non-current lease liabilities amounted to PLN 594.8 million, down by PLN 1.8 million on 31 January 2024. The change resulted from the addition of new contracts and modifications and amendments to existing contracts, which led to an increase in the liabilities by PLN 25.5 million, with accrued interest amounting to PLN 4.9 million. Payments of liabilities over the period amounted to PLN 29.3 million (of which principal payments were PLN 24.4 million); exchange differences on contracts denominated in foreign currencies were positive, reducing the liability by PLN 2.9 million.

Trade and other payables rose by PLN 58.2 million on 31 January 2024, which was attributable to the seasonal stocking-up effect.

Other liabilities increased by PLN 20.4 million. The largest items were accrued expenses of PLN 36.9 million, indirect taxes, customs duties and other public charges payable of PLN 39.9 million, and liabilities associated with returns and contracts with customers of PLN 25.6 million.

The increase in short-term provisions was attributable to higher provisioning for returns and complaints (up by PLN 15.2 million).

As at 30 April 2024, equity stood at PLN 1,955.4 million, having increased by PLN 7.9 million on 31 January 2024. The change was attributable mainly to net profit generated in the three months ended 30 April 2024, of PLN 7.9 million.

9. SEGMENTS

The Company applies the exemption for segment disclosures under IFRS 8 par. 4, therefore the analysis of the Company's operating segments was presented in the interim condensed consolidated financial statements of the CCC Group.

For detailed information on seasonality and periodic changes in sales, see the 'Seasonality' section of the Directors' Report.

10. NOTES TO THE INTERIM CONDENSED SEPARATE STATEMENT OF COMPREHENSIVE INCOME

10.1. COSTS BY NATURE OF EXPENSE

1 Feb 2024–30 Apr 2024	COST OF SALES	COSTS OF POINTS OF PURCHASE AND DISTRIBUTION	ADMINISTRATIVE EXPENSES	TOTAL
unaudited, unreviewed				
Cost of merchandise sold	-440.8	-	-	-440.8
Raw material and consumables used	-	-4.9	-1.0	-5.9
Inventory write-downs	0.2	-	-	0.2
Salaries, wages and employee benefits	-	-66.7	-3.9	-70.6
Transport services	-	-7.5	-	-7.5
Rental costs – utilities and other variable costs	-	-44.8	-3.9	-48.7
Depreciation/amortisation	-	-37.7	-3.1	-40.8
Taxes and charges	-	-4.8	-0.4	-5.2
Other expenses	-	-9.9	-5.1	-15.0
Total	-440.6	-176.3	-17.4	-634.3

1 Feb 2023–30 Apr 2023	COST OF SALES	COSTS OF POINTS OF PURCHASE AND DISTRIBUTION	ADMINISTRATIVE EXPENSES	TOTAL
unaudited, unreviewed				
Cost of merchandise sold	-402.4	-	-	-402.4
Raw material and consumables used	-	-4.2	-2.1	-6.3
Inventory write-downs	0.1	-	-	0.1
Salaries, wages and employee benefits	-	-61.5	-5.3	-66.8
Transport services	-	-8.0	-0.1	-8.1
Rental costs – utilities and other variable costs	-	-36.5	-2.4	-38.9
Advertising	-	-0.7	-0.1	-0.8
Depreciation/amortisation	-	-37.9	-2.6	-40.5
Taxes and charges	-	-4.2	-0.3	-4.5
Other expenses	-	-7.2	-6.4	-13.6
Total	-402.3	-160.2	-19.3	-581.8

10.2. OTHER INCOME AND EXPENSES, FINANCE INCOME AND COSTS

	1 Feb 2024–30 Apr 2024	1 Feb 2023–30 Apr 2023
	unaudited, unreviewed	unaudited, unreviewed
Other income		
Foreign exchange gains on items other than debt	1.0	1.4
Compensation	0.1	0.4
PFRON wage subsidies	0.5	–
Grants	–	0.1
Gain on settlement of contracts with landlords	1.4	0.7
Gain on settlement of lease contracts	0.3	0.9
Other	0.3	2.8
Total other income	3.6	6.3

	1 Feb 2024–30 Apr 2024	1 Feb 2023–30 Apr 2023
	unaudited, unreviewed	unaudited, unreviewed
Other expenses		
Loss on disposal of property, plant and equipment	–	–0.2
Measurement of assets held for sale at fair value	–10.8	–
Other	–	–1.4
Total other expenses	–10.8	–1.6

	1 Feb 2024–30 Apr 2024	1 Feb 2023–30 Apr 2023
	unaudited, unreviewed	unaudited, unreviewed
(Recognition)/Reversal of loss allowances (impairment losses on receivables)		
(Recognition)/Reversal of impairment losses on trade receivables	–0.1	0.3
Total (recognition)/reversal of expected credit loss allowances	–0.1	0.3

	1 Feb 2024–30 Apr 2024	1 Feb 2023–30 Apr 2023
	unaudited, unreviewed	unaudited, unreviewed
Finance income		
Interest income on cash in current account and loans	18.6	10.5
Foreign exchange gains (losses)	1.9	10.9
Derivative financial instruments embedded in bonds issued to PFR – Equity Kicker	–	0.2
Other finance income	1.2	–
Guarantees and sureties provided	0.4	0.8
Total finance income	22.1	22.4

	1 Feb 2024–30 Apr 2024	1 Feb 2023–30 Apr 2023
	unaudited, unreviewed	unaudited, unreviewed
Finance costs		
Interest on borrowings and bonds	-21.9	-22.8
Gain (loss) on modification of financial liability	-0.8	-
Interest on leases	-4.5	-4.9
Commission fees paid	-0.7	-0.2
Guarantees received	-0.6	-0.8
Total finance costs	-28.5	-28.7

11. NOTES TO THE INTERIM CONDENSED SEPARATE STATEMENT OF FINANCIAL POSITION

11.1. DEFERRED TAX ASSETS AND LIABILITIES

unaudited, unreviewed	30 Apr 2024	RECOGNISED / (CHARGED) ON PROFIT OR LOSS	31 Jan 2024
Assets			
Impairment losses/write-downs on assets: inventories and receivables	-0.2	-3.3	3.1
Provisions for liabilities	10.2	7.3	2.9
Other	5.2	3.1	2.1
Tax losses	45.6	-	45.6
Measurement of lease contracts	109.4	-2.1	111.5
CCC Club and similar, and bank guarantees	2.4	-0.1	2.5
Total before offset	172.6	4.9	167.7
Liabilities			
Accelerated tax depreciation of property, plant and equipment	1.2	0.2	1.0
Settlement under contracts with landlords	3.6	-	3.6
Measurement of lease contracts	92.1	-2.0	94.1
Other	6.6	-1.5	8.1
Total before offset	104.7	-2.1	106.8
Offset	-103.5	3.3	-106.8
Deferred tax balances as disclosed in statement of financial position			
Assets	69.1	8.2	60.9
Liabilities	-	-	-

unaudited, unreviewed	31 Jan 2024	RECOGNISED / (CHARGED) ON PROFIT OR LOSS	31 Jan 2023
Assets			
Impairment losses/write-downs on assets: inventories and receivables	3.1	1.1	2.0
Provisions for liabilities	2.9	-14.0	16.9
Tax losses	45.6	45.6	-
Measurement of lease contracts	111.5	-16.5	128.0
Other	2.1	-3.6	5.7
Depreciation of property, plant and equipment	-	-1.0	1.0
CCC Club and similar, and bank guarantees	2.5	3.9	-1.4
Total before offset	167.7	15.5	152.2
Liabilities			
Accelerated tax depreciation of property, plant and equipment	1.0	1.0	-
Settlement under contracts with landlords	3.6	-1.2	4.8
Measurement of lease contracts	94.1	-10.0	104.1
Other	8.1	4.7	3.4
Total before offset	106.8	-5.5	112.3
Offset	-106.8	5.5	-112.3
Deferred tax balances as disclosed in statement of financial position			
Assets	60.9	21.0	39.9
Liabilities	-	-	-

11.2. PROVISIONS

unaudited, unreviewed	PROVISION FOR JUBILEE AND RETIREMENT BENEFITS	PROVISION FOR RETURNS AND COMPLAINTS	PROVISION FOR EXPECTED CREDIT LOSSES	TOTAL
As at 1 Feb 2024	5.5	0.5	9.8	15.8
Recognised	-	15.2	-	15.2
As at 30 Apr 2024	5.5	15.7	9.8	31.0
short-term	1.9	15.7	9.8	27.4
long-term	3.6	-	-	3.6

audited	PROVISION FOR JUBILEE AND RETIREMENT BENEFITS	PROVISION FOR RETURNS AND COMPLAINTS	PROVISION FOR EXPECTED CREDIT LOSSES	TOTAL
As at 1 Feb 2023	7.2	5.6	55.9	68.7
Recognised	1.7	0.5	-	2.2
Used	-1.9	-5.6	-	-7.5
Reversed	-1.5	-	-46.1	-47.6
As at 31 Jan 2024	5.5	0.5	9.8	15.8
short-term	1.9	0.5	9.8	12.2
long-term	3.6	-	-	3.6

11.3. CHANGE IN IMPAIRMENT LOSSES/WRITE-DOWNS ON ASSETS AND IN LOSS ALLOWANCES

unaudited, unreviewed	INVENTORIES	TRADE RECEIVABLES	LEASE RECEIVABLES	LOANS	INTERESTS IN SUBSIDIARIES	LOAN SURETIES OF SUBSIDIARIES
As at 1 Feb 2024	3.9	13.2	1.3	150.6	9.2	9.8
Increase	-	0.2	-	-	-	-
Used	-0.2	-	-	-	-	-
Reversed	-	-0.1	-	-	-	-
As at 30 Apr 2024	3.7	13.3	1.3	150.6	9.2	9.8

audited	INVENTORIES	TRADE RECEIVABLES	LEASE RECEIVABLES	LOANS	INTERESTS IN SUBSIDIARIES	LOAN SURETIES OF SUBSIDIARIES
As at 1 Feb 2023	7.3	1.9	0.9	196.6	74.1	55.9
Increase	-	11.7	0.4	1.2	9.2	-
Used	-1.9	-	-	-	-74.1	-
Reversed	-1.5	-0.4	-	-47.2	-	46.1
As at 31 Jan 2024	3.9	13.2	1.3	150.6	9.2	9.8

12. DEBT; CAPITAL AND LIQUIDITY MANAGEMENT

12.1. CAPITAL MANAGEMENT

The purpose of capital risk management is to protect the Company's ability to continue its operations so as to ensure a return on capital for the shareholders and benefits for other stakeholders, and to maintain a cost-optimised capital structure.

In recommending the amount of profit distribution, the Management Board will take into account the financial condition and liquidity position of the CCC Group, its existing and future liabilities (including potential restrictions under credit facility agreements and debt instruments in issue), as well as the assessment of the CCC Group's prospects in specific market and macroeconomic conditions. In accordance with the Group's policy, the amount of dividend may not be lower than 33% or higher than 66% of the Group's consolidated net profit attributable to owners of the parent, provided that the ratio of net debt to EBITDA (understood as operating profit (loss) before depreciation and amortisation) as at the end of the financial year for which the dividend is to be distributed is less than 3.0.

Under the New Financing Agreement, dividend may be paid on satisfaction of certain conditions, including: The Net Exposure / EBITDA ratio for the CCC Business Unit (the CCC Group excluding the Modivo Group i.e. the Modivo Business Unit) lower than 2.5, with the proviso that the dividend may not be paid earlier than two years after the execution of the said agreement. For detailed information on the dividend policy and covenants, refer to the annual Directors' Report on the Group's operations. To maintain or adjust the capital structure, the Group may adjust the amount of dividends declared to be paid to shareholders, return capital to shareholders, issue new shares or sell assets in order to reduce debt.

Similarly to other entities in the industry, the Company monitors its capital using the debt ratio. The ratio is calculated as net debt to total equity. Net debt is calculated as total borrowings (comprising short- and long-term credit facilities and bonds issued as disclosed in the separate statement of financial position) less cash and cash equivalents. The total amount of capital is calculated as the sum of the equity disclosed in the statement of financial position and the net debt.

EARNINGS (LOSS) PER SHARE

In the three months ended 30 April 2024, basic and diluted earnings per share were PLN 0.11, compared with basic and diluted loss per share of PLN 0.07 reported for the three months ended 30 April 2023.

12.2. DEBT UNDER BORROWINGS AND BONDS

As agreed with the institutions providing financing for the CCC Business Unit, the Group reduced the CCC Business Unit's debt by a total of PLN 320.0 million (PLN 50.0 million in 2022 and PLN 270.0 million in 2023). For details, see the consolidated financial statements of the CCC Group for the 12 months from 1 February 2023 to 31 January 2024. The last reduction of credit facility and factoring limits took place on 30 November 2023 (as announced in Current Report No. 60/2023 of 30 November 2023), followed on 21 March 2024 by early pari passu redemption of 20,565 Series 1/2018 bonds of CCC S.A. with a nominal value of PLN 20.6 million.

The following note presents data on the Company's borrowings and bonds in issue.

unaudited, unreviewed	LIABILITIES UNDER BORROWINGS AND BONDS			
	BANK BORROWINGS	OTHER BORROWINGS	BONDS	TOTAL
As at 1 Feb 2024	249.9	350.7	190.5	791.1
Short-term	249.9	1.8	1.8	253.5
Long-term	249.1	368.7	189.4	807.2
As at 1 Feb 2024	249.9	350.7	190.5	791.1
Proceeds from debt contracted				
Interest accrued	5.2	12.1	4.7	22.0
Modification of agreement terms	-	0.7	0.1	0.8
Debt-related payments				
- principal payments	-	-	-20.6	-20.6
- interest paid	-5.2	-	-0.5	-5.7
Other non-cash changes	-0.1	-	-	-0.1
As at 30 Apr 2024	249.8	363.5	174.2	787.5
Short-term	249.8	5.5	5.9	261.2
<i>Credit facility with surety from BGK</i>	249.7	-	-	249.7
<i>CCC0626 bond</i>	-	-	5.9	5.9
<i>Borrowings from subsidiaries</i>	-	5.5	-	5.5
<i>Other</i>	0.1	-	-	0.1
Long-term	-	358.0	168.3	526.3
<i>CCC0626 bond</i>	-	-	168.3	168.3
<i>Borrowings from subsidiaries</i>	-	358.0	-	358.0

audited	LIABILITIES UNDER BORROWINGS AND BONDS			
	BANK BORROWINGS	OTHER BORROWINGS	BONDS	TOTAL
As at 1 Feb 2023	249.2	401.7	211.3	862.2
short-term	0.1	33.0	21.9	55.0
long-term	249.1	368.7	189.4	807.2
As at 1 Feb 2023	249.2	401.7	211.3	862.2
Proceeds from debt contracted				
Interest accrued	22.5	71.8	23.4	117.7
Modification of agreement terms	-	-6.0	-	-6.0
Debt-related payments				
- interest paid	-21.9	-85.6	-23.6	-131.1
Other non-cash changes	0.1	-31.2	-	-31.1
As at 31 Jan 2023	249.9	350.7	190.5	791.1
short-term	249.9	1.8	1.8	253.5
Credit facility with surety from BGK	249.7	-	-	249.7
CCC0626 bond	-	-	1.8	1.8
Borrowings from subsidiaries	-	1.8	-	1.8
Other	0.2	-	-	0.2
long-term	-	348.9	188.7	537.6
CCC0626 bond	-	-	188.7	188.7
Borrowings from subsidiaries	-	348.9	-	348.9

12.3. CONTRACTUAL MATURITIES

As at 30 Apr 2024	CONTRACTUAL MATURITIES FROM THE END OF THE REPORTING PERIOD					TOTAL UNDISCOUNTED	CARRYING AMOUNT
	UP TO 3 MONTHS	3-12 MONTHS	1-3 YEARS	3-5 YEARS	OVER 5 YEARS		
Bank borrowings	5.2	254.9	-	-	-	260.1	249.8
Other borrowings	23.8	33.6	33.6	514.5	-	605.5	363.5
Bonds	8.7	8.8	194.8	-	-	212.3	174.2
Derivative financial instruments embedded in bonds issued to PFR – Equity Kicker	-	-	-	6.6	-	6.6	6.6
Trade and other payables	138.8	83.4	-	-	-	222.2	222.2
Sureties provided for credit facilities	520.3	-	-	-	-	520.3	-
Lease liabilities	78.8	126.0	265.6	132.8	60.5	663.7	594.8
Total financial liabilities	775.6	506.7	494.0	653.9	60.5	2,490.7	1,611.1

As at 31 Jan 2024	CONTRACTUAL MATURITIES FROM THE END OF THE REPORTING PERIOD					TOTAL UNDISCOUNTED	CARRYING AMOUNT
	audited	UP TO 3 MONTHS	3-12 MONTHS	1-3 YEARS	3-5 YEARS		
Bank borrowings	5.1	260.2	–	–	–	265.3	249.9
Other borrowings	4.6	17.8	37.3	576.0	–	635.7	350.7
Bonds	1.8	19.6	218.5	–	–	239.9	190.5
Derivative financial instruments embedded in bonds issued to PFR – Equity Kicker	–	–	–	6.6	–	6.6	6.6
Trade and other payables	161.5	2.5	–	–	–	164.0	164.0
Sureties provided for credit facilities	520.3	–	–	–	–	520.3	–
Returns liabilities	13.2	–	–	–	–	13.2	13.2
Lease liabilities	66.5	128.2	271.1	135.5	59.1	660.4	596.6
Total financial liabilities	773.0	428.3	526.9	718.1	59.1	2,505.4	1,571.5

13. OTHER

13.1. FINANCIAL INSTRUMENTS

	30 Apr 2024		31 Jan 2024	
	unaudited, unreviewed		audited	
	FINANCIAL ASSETS	FINANCIAL LIABILITIES	FINANCIAL ASSETS	FINANCIAL LIABILITIES
Financial assets at amortised cost	1,189.2	–	1,139.6	–
Loans	916.8	–	921.4	–
Trade receivables	51.3	–	67.2	–
Receivables from sale of property, plant and equipment	1.6	–	1.6	–
Lease receivables	118.2	–	116.0	–
Cash and cash equivalents	101.3	–	33.4	–
Financial liabilities at amortised cost	–	1,604.5	–	1,564.9
Liabilities under borrowings and bonds	–	787.5	–	791.1
Trade and other payables	–	222.2	–	164.0
Returns liabilities	–	–	–	13.2
Lease liabilities	–	594.8	–	596.6
Financial liabilities measured at fair value through profit or loss	–	6.6	–	6.6
Derivative financial instruments embedded in bonds issued to PFR – Equity Kicker	–	6.6	–	6.6

For detailed information on the valuation of the derivative financial instrument embedded in bonds issued to PFR – Equity Kicker, see Note 11. According to the Company's assessment, the fair value of variable-interest loans, trade receivables, receivables due from sale of property, plant and equipment, lease receivables, cash and cash equivalents, derivative financial instruments, current variable-interest financing liabilities, trade and other payables, as well as returns liabilities does not differ materially from the respective carrying amounts due to the short maturities. In the case of non-current variable-interest financing liabilities and lease liabilities, the fair value does not differ materially from their carrying amounts. In the opinion of the Company, the variable interest rates correspond to market interest rates. The fair value of the CCC0626 variable-rate bonds, listed on the regulated Catalyst market, is PLN 168.4 million (carrying amount: PLN 174.2 million).

13.2. OTHER NON-CURRENT FINANCIAL LIABILITIES

Derivative financial instruments embedded in bonds issued to PFR – Equity Kicker	1 Feb 2024–30 Apr 2024	1 Feb 2023–31 Jan 2024
	unaudited, unreviewed	audited
At beginning of period	6.6	6.5
Effect of measurement at fair value	–	0.1
At end of period	6.6	6.6

The Company measures at fair value the derivative instrument containing a potential obligation under the Equity Kicker related to the agreement on the loan from CCC Shoes & Bags Sp. z o.o. (concerning the issue of bonds by CCC Shoes & Bags Sp. z o.o. subscribed for by PFR Inwestycje Fundusz Inwestycyjny Zamknięty).

The Equity Kicker is an obligation of the issuer to pay a premium to PFR based on an algorithm agreed between PFR and the CCC Group. The derivative instrument based on the valuation of Modivo shares was therefore separated (bifurcated) and measured at fair value amounting to PLN 6.6 million as at the reporting date. The assumptions underlying the instrument's measurement did not change relative to those described in the separate financial statements of CCC S.A. for 2023.

The fair value measurement of Equity Kicker is classified in Level 3 of the fair value hierarchy.

13.3. RELATED-PARTY TRANSACTIONS

All related-party transactions were entered into on an arm's length basis.

	Liabilities to related parties (including financing liabilities)	Receivables from related parties (including loans)	Liabilities to related parties (including financing liabilities)	Receivables from related parties (including loans)
	30 Apr 2024	30 Apr 2024	31 Jan 2024	31 Jan 2024
	unaudited, unreviewed	unaudited, unreviewed	audited	audited
Subsidiaries	540.8	986.7	465.1	1,020.5
Associates	0.1	0.1	0.6	–
Entities related to key management personnel	0.5	–	0.5	–
Total	541.4	986.8	466.2	1,020.5

	Proceeds from related-party transactions	Purchases from related parties	Proceeds from related-party transactions	Purchases from related parties
	1 Feb 2024–30 Apr 2024	1 Feb 2024–30 Apr 2024	1 Feb 2023–30 Apr 2023	1 Feb 2023–30 Apr 2023
	unaudited, unreviewed	unaudited, unreviewed	unaudited, reviewed	unaudited, reviewed
Subsidiaries	47.4	540.9	36.2	445.8
Associates	0.1	0.1	0.1	0.4
Entities related to key management personnel	–	1.8	–	1.8
Total	47.5	542.8	36.3	448.0

13.4. SHARE-BASED PAYMENTS

Incentive scheme for the CCC Management Board implemented in 2021–2024

As described in the separate financial statements for the financial year ended 31 January 2024, Management Board members are awarded variable remuneration components, including a long-term bonus linked to CCC S.A. value growth, understood as appreciation of its share price, which is awarded to each member of the Management Board for two periods: one already ended and the second running from 1 August 2021 to 31 July 2024.

The long-term bonus for period two was valued by an external expert using the Black-Scholes model. The number of rights to benefit from share appreciation (number of options) used in the valuation was 200,000, with 22 June 2021 – 31 July 2024 as the vesting period. The

value of a single right to benefit from share appreciation (value of a single option) used in the valuation was PLN 0.15. The assumed risk-free rate was 4.61% and the expected volatility of the share price was 45.5%. The duration of the option is three months.

In the statement of financial position, a provision of PLN 0.02 million related to the valuation of the incentive scheme was recognised under other current liabilities (31 January 2024: PLN 0.02 million).

14. EVENTS AFTER THE REPORTING DATE

On 10 May 2024, the Group signed a preliminary conditional agreement to acquire 100% of shares in Rawaki Sp. z o.o. of Warsaw, FirstDistribution S.r.o. (of the Czech Republic) and BoardridersClub - Bratislava S.r.o. (of Slovakia). The conditions under the agreement were fulfilled on 3 June 2024. As a result, the CCC Group's product range was expanded through the addition of such brands as Roxy, Billabong and Quiksilver. The total purchase price for those companies was USD 4.8 million. The acquired companies carry out retail sales via an offline network comprising a total of 16 stores and via online channels. The transaction will be accounted for during 2024.

INTERIM CONDENSED CONSOLIDATED DIRECTORS' REPORT ON THE OPERATIONS OF THE CCC GROUP IN THE FIRST QUARTER OF 2024

from 1 February 2024
to 30 April 2024



ABOUT THIS REPORT

This interim condensed consolidated Directors' Report on the operations of the CCC Group in the three months ended 30 April 2024 contains financial and non-financial data, showing the results and position of the CCC Group on the Polish and European markets. This report is published in the PDF format, and is available in Polish and English. It contains logos and photographs of registered proprietary brands available in CCC, eobuwie and HalfPrice stores.

It covers the period from 1 February 2024 to 30 April 2024 and contains comparative data for the period from 1 February 2023 to 30 April 2023 and as at 31 January 2024. To present information that is as up-to-date as possible, this report includes a summary of events after the reporting date up to the date of its issue.

BASIS OF PREPARATION OF THE DIRECTORS' REPORT

This Directors' Report on the operations of the CCC Group was prepared in compliance with the consolidated financial statements as well as current and periodic reports. This Directors' Report is consistent with Section 71.3 and Section 71.4 of the Minister of Finance's Regulation on current and periodic information to be published by issuers of securities and conditions for recognition as equivalent of information whose disclosure is required under the laws of a non-member state, dated 29 March 2018, and contains elements required under Section 68.5-6 applicable to issuers of securities in the manufacturing, construction, trade, and services sectors. Art. 55.2.5 in conjunction with Art. 49.2, Art. 49.3 and Art. 63d. of the Accounting Act of 29 September 1994 also apply. In the case of the Rules of the Warsaw Stock Exchange, Sections 29.1, 29.2, 29.3 and 29.5 apply.

CCC IN NUMBERS

The data relate to changes in the period from 1 February 2024 to 30 April 2024 relative to the corresponding period of the previous year. Data calculated based on a table representing revenue from continuing operations by operating segment.

		1 Feb 2024–30 Apr 2024	yoy change
CCC GROUP	Revenue	2,261.3	10%
	E-commerce contribution to sales	42%	-11pp
	Number of markets	23	-5
	Number of stores	988	-4
CCC	Revenue	950.7	12%
	Contribution to the CCC Group's revenue	42%	+1pp
	E-commerce contribution to sales	12%	-13pp
	Number of stores	807	-42
HalfPrice	Revenue	370.8	47%
	Contribution to the CCC Group's revenue	16%	+4pp
	E-commerce contribution to sales	1%	-3pp
	Number of stores	129	28
eobuwie	Revenue	703.1	0%
	Contribution to the CCC Group's revenue	31%	-3pp
	E-commerce contribution to sales	88%	-1pp
	Number of stores	52	+10
Modivo	Revenue	220.0	-9%
	Contribution to the CCC Group's revenue	10%	-2pp
	E-commerce contribution to sales	94%	-1pp
	GMV	279.9	-5.9%

15. BUSINESS OF THE CCC GROUP

The CCC Group (the “CCC Group”, the “Group”) is a leader of the omnichannel footwear market in Poland and Central Europe. The Group’s operations are currently segmented into the following business lines:

CCC HalfPrice eobuwie MODIVO DeeZee

The CCC Group encompasses an extensive portfolio of 988 offline stores, featuring the CCC, HalfPrice, eobuwie, and Modivo banners, strategically positioned within premier shopping centres and malls. The Group also maintains a robust online presence through numerous e-commerce platforms, catering to the Polish market as well as 22 additional territories across Europe and the Middle East.

CCC stores are recognised for their engaging, modern proprietary brands, with several, such as Lasocki, Gino Rossi, Jenny Fairy, Sprandi, and DeeZee, gaining iconic recognition. The stores also offer an extensive selection of licensed sports footwear and children’s shoe brands. The CCC Group’s portfolio is complemented by third-party brands offered through eobuwie, Modivo, and HalfPrice. The CCC Group offers an extensive and continuously expanding product range, curated to meet the needs of specific consumer segments targeted by its various brands.

16. BUSINESS PROFILE

The CCC Group is a leader of the CEE footwear market, actively expanding its product portfolio to include new categories – mainly clothes offered by the Modivo and HalfPrice business lines.

The Group focuses on Customers, offering them prime quality, fashionable products. In line with its mission, the CCC Group’s main objective is ‘To unlock fashion for everybody, everywhere’.

The Group’s business model is based on an omnichannel platform of complementary business lines: CCC, HalfPrice, eobuwie and Modivo. The omnichannel model is based on the overlapping of online and offline sales channels and free migration of Customers between those channels. Expansion of the omnichannel platform is also supported by a number of facilities for Customers, including express delivery, deferred payments, etc.

Products at offline stores are mainly sold under the CCC business line, which offers chiefly well-known proprietary brands (e.g. Lasocki, Jenny Fairy, Gino Rossi) and under the off-price concept called HalfPrice (launched in 2021). In the three months ended 30 April 2024, the Group’s revenue generated through the offline channel accounted for 58% of the total.

The Group is ramping up sales in the fast-growing e-commerce channel. The Group’s revenue from this channel, accounting for 42% of the total, is generated through the CCC online stores, as well as through the pure online platforms, i.e. the eobuwie and Modivo platforms, whose offering includes mainly third-party brands.

The main driver of the Group’s revenue growth in the coming years will be strong expansion of the off-price segment.

The Group intends to grow its business in a responsible and sustainable manner by engaging in projects that promote a low-carbon circular economy, diversity and transparency.

17. FACTORS AND EVENTS WITH BEARING ON THE PERFORMANCE OF THE CCC GROUP

17.1 KEY EVENTS FROM 1 FEBRUARY TO 30 APRIL 2024

Q1

- Addition of Hunter to the portfolio of high-margin licensed brands.

Find out more about developments important to the Group on the websites:

<https://corporate.ccc.eu/news/aktualnosci.1>

<https://corporate.ccc.eu/raporty#pills-relacjeinwestorskie-raporty-zakladki-raporty-biezace-1-tab>

17.2 GEOGRAPHICAL COVERAGE OF CCC GROUP SALES CHANNELS

Outside Poland, the Group operates in Central and Eastern Europe, Western Europe, the Baltic States, the Balkans and the Middle East. The Group's showrooms operate in large shopping centres or at attractive high-street locations.

CHAIN	COUNTRY	30 Apr 2024		31 Jan 2024	
		m ²	NUMBER	m ²	NUMBER
CCC	Poland	285,820	450	279,641	442
	Romania	46,389	73	46,155	73
	Czech Republic	45,099	74	47,311	77
	Hungary	44,498	63	45,602	65
	Slovakia	29,559	46	30,584	46
	Croatia	18,125	24	18,125	24
	Bulgaria	12,509	19	13,528	21
	Ukraine	9,829	15	9,788	15
	Slovenia	9,697	14	9,697	14
	Serbia	7,004	8	7,004	8
	Latvia	4,192	6	4,192	6
	Estonia	2,948	3	2,948	3
	Lithuania	2,668	4	1,481	2
TOTAL		518,337	799	516,056	796
HalfPrice	Poland	176,289	98	169,433	95
	Czech Republic	17,741	7	17,741	7
	Romania	11,803	6	9,661	5
	Slovakia	9,346	5	9,346	5
	Austria	6,208	3	6,208	3
	Slovenia	4,752	3	4,752	3
	Hungary	4,135	2	4,135	2
	Latvia	3,534	2	1,580	1
	Croatia	1,955	1	1,955	1
	Lithuania	1,986	1	-	-
	Ukraine	1,876	1	1,876	1
TOTAL		239,625	129	226,687	123
Modivo	Modivo	34,195	52	36,528	52
TOTAL OWN STORES		792,157	980	779,271	971

		m ²	NUMBER	m ²	NUMBER
CCC FRANCHISE	UAE*	3,347	3	3,347	3
	Kosovo	1,958	2	1,958	2
	Oman	1,223	1	1,223	1
	Saudi Arabia	826	1	826	1
	Moldova	740	1	740	1
TOTAL FRANCHISE		8,094	8	8,094	8
TOTAL CCC GROUP		800,251	988	787,365	979
TOTAL CCC GROUP		800,251	988	787,365	979

* United Arab Emirates

17.3 CHANGES IN EXCHANGE RATES

Part of the CCC Group's transactions are denominated in foreign currencies. The USD and EUR exchange rates have an impact on the structure of revenue and costs. As the Group imports merchandise with purchase prices mainly denominated in USD, and also sells finished goods on foreign markets where selling prices are denominated in EUR, the Group is exposed to currency risk. Additionally, the Group extends loans denominated in foreign currencies.

PERIOD (USD/PLN)	HIGH	LOW	END OF PERIOD	MID
1 Feb 2024–30 Apr 2024	4.0741	3.9162	4.0341	4.0010
1 Feb 2023–31 Jan 2024	4.4888	3.8990	4.0135	4.1544
1 Feb 2023–30 Apr 2023	4.4888	4.1541	4.1753	4,30,54

PERIOD (EUR/PLN)	HIGH	LOW	END OF PERIOD	MID
1 Feb 2024–30 Apr 2024	4.4016	4.2588	4.3213	4.3137
1 Feb 2023–31 Jan 2024	4.7895	4.3053	4.3434	4.4979
1 Feb 2023–30 Apr 2023	4.7895	4.5887	4.5889	4.6605

18. MARKET ENVIRONMENT AND COMPETITION IN OUR KEY REGIONS

The main external factors affecting the Group's business are the macroeconomic environment, industry outlook, and the competitive environment in the Group's key operating regions.

MACROECONOMIC DEVELOPMENTS IN POLAND AND CENTRAL AND EASTERN EUROPE

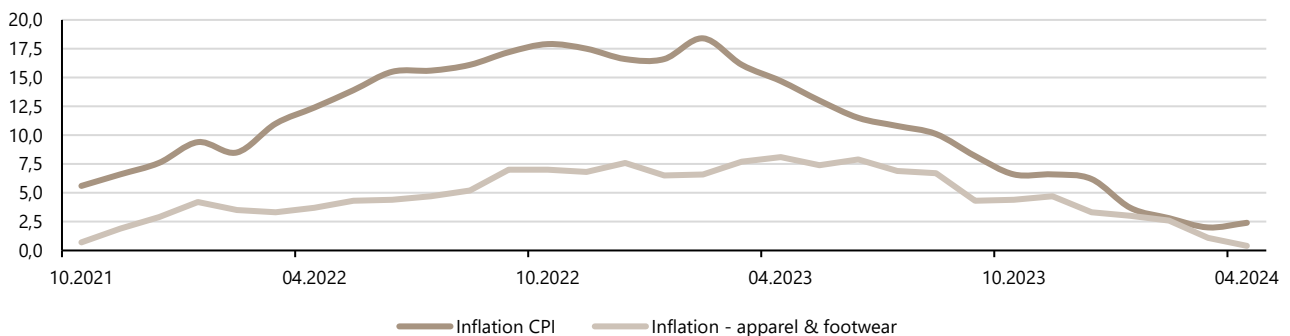
The CCC Group operates mainly on the markets of Central and Eastern Europe, with a clear dominance of the Polish market. As a result of the location of the Group's sales channels in this region, the condition of the CEE economies has a significant impact on its product sales.

The main factors that influenced the financial results in the reporting period were:

- **change in disposable income of consumers, change in propensity for consumption, change of shopping preferences**

Inflation was rising fast over the past months, peaking in February. Currently, we are seeing the process of disinflation.

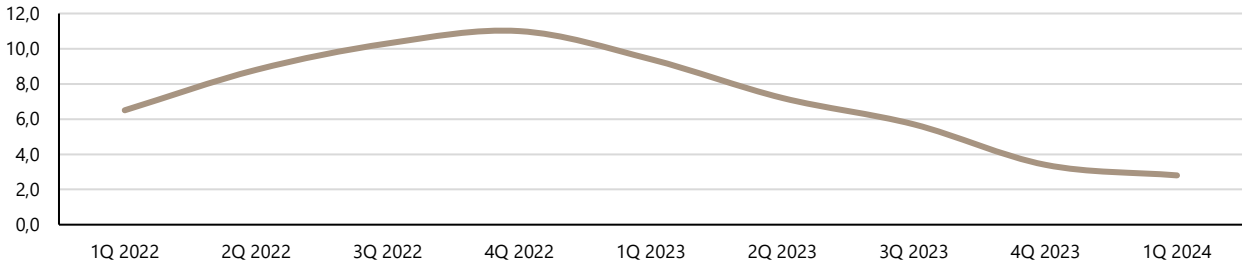
Inflation in Poland [%]



Source: Statistics Poland

Growing inflation causes a shift in the distribution of disposable income of consumers and consequently affects their shopping preferences. Customers tend to choose cheaper products and show higher price sensitivity. The Group makes every effort to ensure that the product offering is best tailored to customers' needs.

Inflation in the European Union (HICP) [%]



Source: EC

Although inflation has already passed its peak across the European Union, it remains at an elevated level. According to European Commission data, the HICP inflation rate was approximately 2.8% for all member states in the first quarter of 2024.

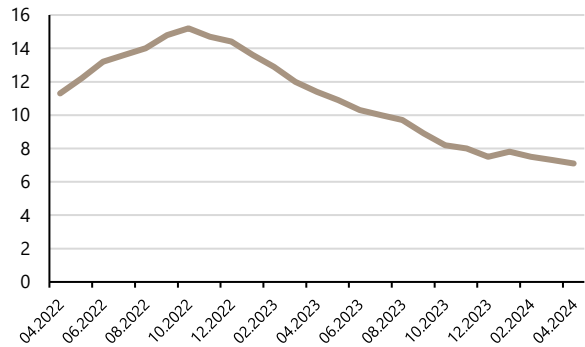
– **cost pressures**

The inflation’s impact is also seen on the cost side. Since 2021, wages have been rising rapidly while unemployment remained relatively low. Such a situation leads to wage pressures.

Unemployment rate and wage growth [%]



Increase in construction and assembly prices [%]

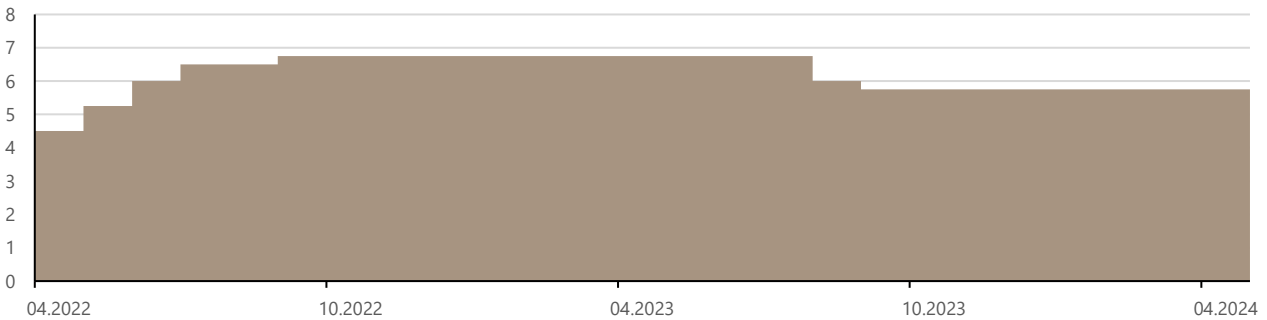


Source: Statistics Poland

Since the second half of 2021, the prices of construction and assembly output have been growing rapidly, which mainly affected the costs and expenditure on the expansion of the offline sales chain. The growth in prices of construction and assembly output has been slightly decelerating since the end of 2022. The CCC Group takes numerous measures to mitigate the inflationary cost increase.

– **interest rate development**

Reference rate in Poland [%]

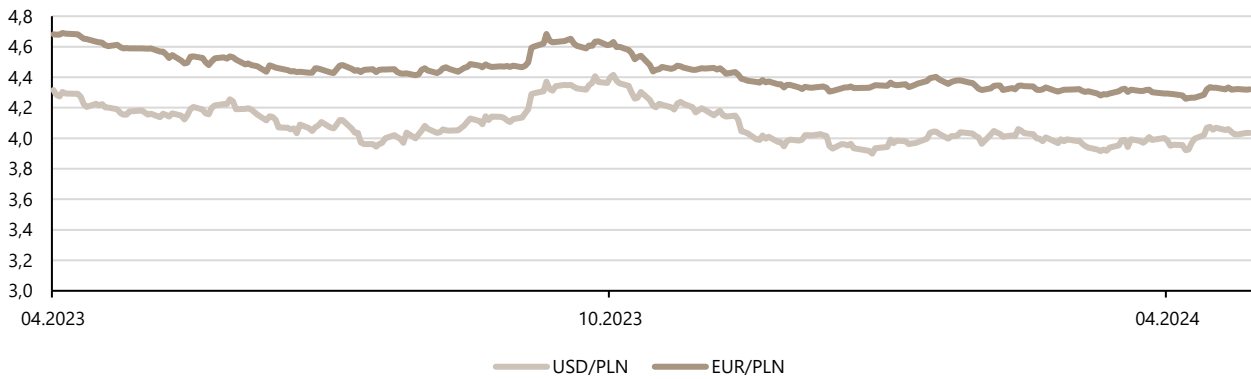


Source: NBP

Due to the strong growth of inflation in Poland, in October 2021 the Monetary Policy Council of the National Bank of Poland embarked on a series of reference rate rises. In September 2022, the reference rate was increased to 6.75%. An interest rate-cutting cycle commenced in September 2023, with the reference rate currently at 5.75%. Interest rate hikes lead to higher debt service costs for the Group.

– **foreign exchange**

EUR/PLN and USD/PLN exchange rates [PLN]



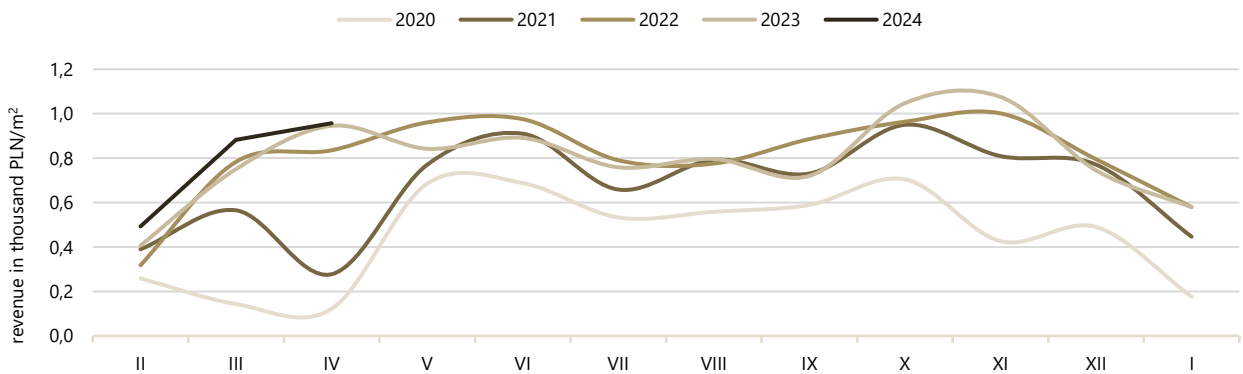
Source: NBP

In recent months, we have been seeing a gradual appreciation of the Polish złoty against the major foreign currencies. A depreciation or appreciation of the złoty has an impact on gross margin (USD, EUR) and rental costs (EUR). The Group mitigates the impact of changes in foreign exchange rates on its performance by actively adjusting its pricing and discount policies. It also seeks to enter into contracts providing for flexible terms of lease of retail space, and some of its revenue is generated in the euro.

19. SEASONALITY

Weather and seasonality have a significant effect on the distribution of revenue during the financial year (peak demand falls in spring and autumn). Disruptive weather conditions can result in customers postponing purchasing decisions or in a shortened peak sales season. In 2020–2021, the seasonality of sales was disrupted by the effects of the global coronavirus pandemic and, in particular, by several rounds of administrative restrictions on retail trade through offline stores in most of the Group’s markets.

Seasonality of revenue for CCC network in Poland in 2020–2024



20. OPERATIONAL DATA ON MODIVO S.A. SALES

KPI	Unit	Business line	Q4 2022	Q1 2023	Q2 2023	Q3 2023	Q4 2023	Q1 2024
Share of mobile visits	%	eobuwie	83.4%	82.6%	81.5%	84.7%	82.2%	82.2%
		MODIVO	81.2%	80.5%	77.4%	80.3%	81.0%	81.0%
Conversion rate	%	eobuwie	1.7%	1.7%	2.1%	1.8%	1.7%	1.7%
		MODIVO	1.5%	1.4%	1.7%	1.4%	1.5%	1.5%
Active customers	'000	eobuwie	8,219.1	8,099.0	7,926.4	7,740.8	7,599.7	7,599.7
		MODIVO	2,164.5	2,315.4	2,445.5	2,495.0	2,449.3	2,449.3
Number of SKUs	'000	eobuwie	145	159	150	125	143	143
		MODIVO	117	132	124	132	120	120
		Modivo + Marketplace	174	190	292	347	384	384
		Modivo Group (1P*)	262	291	274	257	263	225
Number of brands	pcs	eobuwie	850	840	820	850	840	810
		MODIVO	490	520	520	520	510	510
		Modivo + Marketplace	770	910	1,050	1,250	1,400	1,400

- Total number of brands available under the 1P model, excluding marketplace

Definitions:

Share of mobile visits – share of visits via the mobile channel (including the tablet) in the total number of sessions.

Conversion rate – the total number of orders divided by the total number of sessions.

Active customers – the number of customers who have made at least one transaction in the last 12 months.

Average number of SKUs (Stock Keeping Units) – the average number of SKUs in the main warehouse during a quarter, rounded to the nearest thousand.

21. ANALYSIS OF SELECTED FINANCIAL AND OPERATING DATA OF THE CCC GROUP

21.1 CONSOLIDATED STATEMENT OF COMPREHENSIVE INCOME (KEY ITEMS)

REVENUE

REVENUE [1]			
	1 Feb 2024–30 Apr 2024	1 Feb 2023–30 Apr 2023	Change [%]
	unaudited, unreviewed	unaudited, unreviewed	
CCC	950.7	848.4	12.1%
HalfPrice	370.8	251.5	47.4%
eobuwie	703.1	701.0	0.3%
MODIVO	220.0	240.9	-8.7%
DeeZee	16.7	22.3	-25.1%
Total	2,261.3	2,064.1	9.6%

REVENUE [1]			
	1 Feb 2024–30 Apr 2024	1 Feb 2023–30 Apr 2023	Change [%]
	unaudited, unreviewed	unaudited, unreviewed	
Poland	1,331.8	1,127.9	18.1%
Central and Eastern Europe	736.1	737.8	-0.2%
Western Europe	193.4	198.4	-2.5%
Total	2,261.3	2,064.1	9.6%

[1] Only revenue from external customers.

LIKE-FOR-LIKE STORES

The revenue was affected by the change in sales at like-for-like stores, product mix expansion and changes resulting from the opening and closing of retail outlets. The breakdown of revenue into like-for-like sales and sales by newly opened or closed outlets is presented below.

BREAKDOWN OF REVENUE INTO LIKE-FOR-LIKE SALES AND SALES BY NEWLY OPENED OR CLOSED OUTLETS

BUSINESS LINE	SALES CHANNEL	NUMBER	LIKE-FOR-LIKE STORES [1]			OTHER STORES [2]		
			1 Feb 2024–30 Apr 2024	1 Feb 2023–30 Apr 2023	Change [%]	1 Feb 2024–30 Apr 2024	1 Feb 2023–30 Apr 2023	Change [%]
			unaudited, unreviewed	unaudited, unreviewed		unaudited, unreviewed	unaudited, unreviewed	
CCC	Offline	734.0	766.0	621.2	23.3%	62.9	67.9	-7.5%
HalfPrice	Offline	79.0	225.1	201.3	11.8%	141.5	40.7	248.0%
Total		813.0	991.1	822.5	20.5%	204.4	108.6	88.2%

[1] Like-for-like stores are stores that operated without interruption in the financial year 2024 and in the comparative period of the financial year 2023.

[2] All other stores, including new stores opened in the current or previous year; stores closed in the current or previous year; and stores which temporarily suspended operations.

Year on year, there was a PLN 168.6 million increase in sales generated by like-for-like stores (+20.5%). Like-for-like increases were recorded within the CCC and HalfPrice business lines (+23.3% and +11.8%, respectively).

As at the end of the reporting period (30 April 2024), the average retail space was 748.5 thousand m², up by 45.2 thousand m² year on year (HalfPrice: +69.6 thousand m²; CCC: -24.4 thousand m²).

GROSS PROFIT

GROSS PROFIT			
	1 Feb 2024–30 Apr 2024	1 Feb 2023–30 Apr 2023	Change [%]
	unaudited, unreviewed	unaudited, unreviewed	
CCC	575.0	447.5	28.5%
HalfPrice	188.2	100.0	88.2%
eobuwie	297.5	300.4	-1.0%
MODIVO	91.9	99.7	-7.8%
DeeZee	10.2	11.2	-8.9%
Total	1,162.8	958.8	21.3%

Operating profit (loss)			
	1 Feb 2024–30 Apr 2024	1 Feb 2023–30 Apr 2023	Change [%]
	unaudited, unreviewed	unaudited, unreviewed	
CCC	108.5	-41.8	< -100%
HalfPrice	33.4	-17.4	< -100%
eobuwie	12.0	-4.6	< -100%
MODIVO	-3.1	-4.4	-29.0%
DeeZee	-0.2	1.2	< -100%
Total	150.6	-67.0	< -100%

SEGMENT PROFIT (EBITDA)			
	1 Feb 2024–30 Apr 2024	1 Feb 2023–30 Apr 2023	Change [%]
	unaudited, unreviewed	unaudited, unreviewed	
CCC	196.0	66.3	>100%
HalfPrice	69.1	7.9	>100%
eobuwie	33.4	12.5	>100%
MODIVO	2.0	0.5	>100%
DeeZee	–	1.4	<-100%
Total	300.5	88.6	>100%

OPERATING COSTS

How we define the individual components of the result

Costs of points of purchase and distribution comprise costs of operating the stores, other retail outlets and websites as well as distribution costs which cannot be directly allocated to store operations and are incurred by sales support functions. This item mainly includes salaries and wages of employees of stores and sales support units, and depreciation of the right-of-use assets under store lease contracts; depreciation of property, plant and equipment; amortisation of intangible assets; impairment of property, plant and equipment, rights-of-use assets, and intangible assets; cost of services; retail tax; other expenses.

Administrative expenses include costs related to the management of the Group's general business activities (general and administrative expenses) and the Group's overheads.

Costs of points of purchase and distribution			
	1 Feb 2024–30 Apr 2024	1 Feb 2023–30 Apr 2023	Change [%]
	unaudited, unreviewed	unaudited, unreviewed	
Salaries, wages and employee benefits	-253.6	-246.6	2.8%
Advertising	-200.8	-217.3	-7.6%
Depreciation/amortisation	-134.8	-141.9	-5.0%
Other rental costs – utilities and other variable costs	-109.1	-85.4	27.8%
Transport services	-106.9	-110.1	-2.9%
Other expenses	-88.3	-87.2	1.3%
Raw material and consumables used	-28.7	-40.2	-28.6%
Taxes and charges	-12.5	-10.7	16.8%
Total	-934.7	-939.4	-0.5%

Administrative expenses			
	1 Feb 2024–30 Apr 2024	1 Feb 2023–30 Apr 2023	Change [%]
	unaudited, unreviewed	unaudited, unreviewed	
Salaries, wages and employee benefits	-37.0	-47.0	-21.3%
Other expenses	-26.2	-22.9	14.4%
Depreciation/amortisation	-15.1	-13.7	10.2%
Raw material and consumables used	-7.0	-7.4	-5.4%
Other rental costs – utilities and other variable costs	-5.9	-7.3	-19.2%
Taxes and charges	-1.9	-1.1	72.7%
Transport services	-0.1	-0.2	-50.0%
Advertising	–	-0.3	-100.0%
Total	-93.2	-99.9	-6.7%

CCC business line

CCC	1 Feb 2024–30 Apr 2024	1 Feb 2023–30 Apr 2023	Change [%]
	unaudited, unreviewed	unaudited, unreviewed	
Revenue from sales to external customers	950.7	848.4	12.1%
Gross profit	575.0	447.5	28.5%
<i>Gross margin (gross profit on sales/revenue from sales to external customers)</i>	60%	53%	14.7%
Costs of points of purchase and distribution	-401.8	-437.3	-8.1%
Administrative expenses	-61.3	-65.6	-6.6%
Other income and expenses, and (recognition) / reversal of loss allowances	-3.4	13.6	< -100%
Operating profit (loss)	108.5	-41.8	< -100%
Depreciation/amortisation	-87.5	-108.1	-19.0%
SEGMENT PROFIT (EBITDA)	196.0	66.3	> 100%

Segment assets:	30 Apr 2024	31 Jan 2024	Change [%]
Inventories	1,307.5	1,181.8	10.6%
in stores	694.4	566.2	22.6%
in the central warehouse	613.1	615.6	-0.4%

HalfPrice business line

HalfPrice	1 Feb 2024–30 Apr 2024	1 Feb 2023–30 Apr 2023	Change [%]
	unaudited, unreviewed	unaudited, unreviewed	
Revenue from sales to external customers	370.8	251.5	47.4%
Gross profit	188.2	100.0	88.2%
<i>Gross margin (gross profit on sales/revenue from sales to external customers)</i>	51%	40%	27.6%
Costs of points of purchase and distribution	-148.4	-111.2	33.5%
Administrative expenses	-6.9	-6.7	2.8%
Other income and expenses, and (recognition) / reversal of loss allowances	0.5	0.5	-7.9%
Operating profit (loss)	33.4	-17.4	< -100%
Depreciation/amortisation	-35.7	-25.3	41.3%
SEGMENT PROFIT (EBITDA)	69.1	7.9	> 100%

Segment assets:	30 Apr 2024	31 Jan 2024	Change [%]
Inventories	747.6	659.0	13.4%
in stores	300.9	285.9	5.2%
in the central warehouse	446.7	373.1	19.7%

eobuwie business line

eobuwie	1 Feb 2024–30 Apr 2024	1 Feb 2023–30 Apr 2023	Change [%]
	unaudited, unreviewed	unaudited, unreviewed	
Revenue from sales to external customers	703.1	701.0	0.3%
Gross profit	297.5	300.4	-1.0%
<i>Gross margin (gross profit on sales/revenue from sales to external customers)</i>	42%	43%	-1.3%
Costs of points of purchase and distribution	-285.4	-284.2	0.4%
Administrative expenses	-18.6	-20.0	-6.8%
Other income and expenses, and (recognition) / reversal of loss allowances	18.5	-0.8	< -100%
Operating profit (loss)	12.0	-4.6	< -100%
Depreciation/amortisation	-21.4	-17.1	25.1%
SEGMENT PROFIT (EBITDA)	33.4	12.5	> 100%

Segment assets:	30 Apr 2024	31 Jan 2024	Change [%]
Inventories	945.5	810.7	16.6%
in stores	89.0	85.9	3.6%
in the central warehouse	856.5	724.8	18.2%

MODIVO business line

MODIVO	1 Feb 2024–30 Apr 2024	1 Feb 2023–30 Apr 2023	Change [%]
	unaudited, unreviewed	unaudited, unreviewed	
Revenue from sales to external customers	220.0	240.9	-8.7%
Gross profit	91.9	99.7	-7.8%
<i>Gross margin (gross profit on sales/revenue from sales to external customers)</i>	42%	41%	0.9%
Costs of points of purchase and distribution	-89.8	-97.8	-8.1%
Administrative expenses	-5.2	-6.3	-17.7%
Other income and expenses, and (recognition) / reversal of loss allowances	-	-	-
Operating profit (loss)	-3.1	-4.4	-29.0%
Depreciation/amortisation	-5.1	-4.9	5.0%
SEGMENT PROFIT (EBITDA)	2.0	0.5	> 100%

Segment assets:	30 Apr 2024	31 Jan 2024	Change [%]
Inventories	250.7	239.8	4.5%
in stores	3.6	5.1	-29.4%
in the central warehouse	247.1	234.7	5.3%

DeeZee business line

DeeZee	1 Feb 2024–30 Apr 2024	1 Feb 2023–30 Apr 2023	Change [%]
	unaudited, unreviewed	unaudited, unreviewed	
Revenue from sales to external customers	16.7	22.3	-25.1%
Gross profit	10.2	11.2	-8.9%
<i>Gross margin (gross profit on sales/revenue from sales to external customers)</i>	61%	50%	21.6%
Costs of points of purchase and distribution	-9.3	-8.9	4.3%
Administrative expenses	-1.2	-1.3	-8.0%
Other income and expenses, and (recognition) / reversal of loss allowances	0.1	0.2	-75.0%
Operating profit (loss)	-0.2	1.2	<-100%
Depreciation/amortisation	-0.2	-0.2	-7.5%
SEGMENT PROFIT (EBITDA)	-	1.4	<-100%

Segment assets:	30 Apr 2024	31 Jan 2024	Change [%]
Inventories	20.7	20.3	2.0%
in stores	-	-	-
in the central warehouse	20.7	20.3	2.0%

EFFECT OF OTHER INCOME AND EXPENSES

Operating income and expenses

In the reporting period, other income and other expenses attributable to continuing operations were PLN 23.5 million and PLN 11.3 million, respectively. On a net basis, the Group generated PLN 12.2 million of other income, compared with PLN 11.5 million of other income in the corresponding period of the previous year. The largest contributor to net other income and expenses was a gain on disposal of property, plant and equipment (PLN 12.4 million). Also in the reporting period, a PLN 3.5 million loss allowance was recognised on receivables.

Operating profit (loss)

In the reporting period, operating profit came in at PLN 150.6 million, having increased by PLN 217.6 million year on year. Its improvement was mainly driven the revenue growth (PLN 197.2 million).

Finance income and costs

In the reporting period, finance income and finance costs attributable to continuing operations were PLN 4.8 million and PLN 108.6 million, respectively. On a net basis, the Group generated PLN 103.8 million of finance costs, compared with PLN 87.1 million of finance costs in the corresponding period of 2023. The largest items of finance costs were interest expense on borrowings and bonds (PLN 75.2 million, compared with PLN 84.1 million in the same period of the previous year), and interest expense on leases (PLN 23.5 million compared with PLN 15.2 million in the corresponding period of 2023).

Income tax

In the reporting period, income tax recognised in the statement of comprehensive income increased pre-tax profit by PLN 3.7 million.

Net profit or loss

Continuing operations in the reporting period generated a net profit PLN 50.5 million, which represented a year-on-year increase of PLN 202.5 million.

21.2 CONSOLIDATED STATEMENT OF FINANCIAL POSITION (KEY ITEMS)

	30 Apr 2024	31 Jan 2024	Change [%]
	unaudited, unreviewed	audited	
Non-current assets, including:	3,739.0	3,740.5	0.0%
Total property, plant and equipment	1,428.3	1,445.5	-1.2%
Right-of-use assets	1,383.6	1,400.1	-1.2%
Deferred tax assets	270.2	248.7	8.6%
Current assets, including:	4,149.1	3,580.9	15.9%
Inventories	3,272.0	2,911.6	12.4%
Cash and cash equivalents	395.5	266.5	48.4%
TOTAL ASSETS	7,898.1	7,346.0	7.5%
Non-current liabilities, including:	1,888.9	1,959.3	-3.6%
Bank borrowings and bonds	619.5	676.6	-8.4%
Lease liabilities	1,201.0	1,213.2	-1.0%
Current liabilities, including:	5,005.9	4,433.2	12.9%
Bank borrowings and bonds	1,619.7	1,418.8	14.2%
Trade and other payables	2,078.4	1,820.2	14.2%
TOTAL LIABILITIES	6,894.8	6,392.5	7.9%
EQUITY	1,003.3	953.5	5.2%

	PROPERTY, PLANT AND EQUIPMENT		CHANGE [%]	
	30 Apr 2024	31 Jan 2024	PROPERTY, PLANT AND EQUIPMENT	IN RETAIL SPACE
	unaudited, unreviewed	audited		
Leasehold improvements	721.8	713.1	1.2%	1.7%
Manufacturing and distribution	640.2	690.5	-7.3%	
Land, buildings and structures	437.7	450.1	-2.8%	
Machinery and equipment	174.0	179.9	-3.3%	
Property, plant and equipment under construction	28.5	60.5	-52.9%	
Other	66.3	41.9	58.2%	
Total	1,428.3	1,445.5	-1.2%	

INVENTORIES			
	30 Apr 2024	31 Jan 2024	Change [%]
	unaudited, unreviewed	audited	
CCC	1,307.5	1,181.8	10.6%
HalfPrice	747.6	659.0	13.4%
eobuwie	945.5	810.7	16.6%
Modivo	250.7	239.8	4.5%
DeeZee	20.7	20.3	2.0%
Total	3,272.0	2,911.6	12.4%

21.3 CONSOLIDATED STATEMENT OF CASH FLOWS (KEY ITEMS)

	1 Feb 2024–30 Apr 2024	1 Feb 2023–30 Apr 2023	Change [%]
	unaudited, unreviewed	unaudited, unreviewed	
Profit (loss) before tax from continuing operations	46.8	-154.1	<-100%
Adjustments	283.5	224.3	26.4%
Income tax paid	-10.5	-17.1	-38.6%
Cash flow before changes in working capital	319.9	53.1	>100%
Changes in working capital	-91.5	270.4	<-100%
Cash flows from operating activities	228.4	323.5	-29.4%
Cash flows from investing activities	-61.8	-108.5	-43.0%
Cash flows from financing activities, including:	-37.6	-216.0	-82.6%
Proceeds from borrowings	165.0	23.5	>100%
Repayment of borrowings	-76.3	-317.0	-75.9%
Lease payments	-94.9	-99.3	-4.4%
Interest paid	-36.4	-44.4	-18.0%
Net proceeds from share issue	-	212.3	-100.0%
TOTAL CASH FLOWS	129.0	-1.0	<-100%
Cash and cash equivalents at end of period	395.5	394.4	0.3%

22. INDICATORS

Profitability ratios	1 Feb 2024–30 Apr 2024	1 Feb 2023–30 Apr 2023	Change [%]	change [% qoq]
Gross margin	51.4%	46.5%	5.0%	4.9%
Operating profit (loss) margin	6.7%	0.1%	6.6%	4.7%
Net profit (loss) margin	2.2%	-7.4%	9.6%	3.6%

Gross margin is calculated as the ratio of gross profit to revenue.

Operating profit (loss) margin is calculated as the ratio of operating profit (loss) to revenue.

Net profit (loss) margin is calculated as the ratio of net profit (loss) to revenue.

Liquidity ratios	30 Apr 2024	31 Jan 2024	change	change [qoq]
Current ratio	0.8	0.8	0.0	-0.1
Quick ratio	0.2	0.2	0.0	0.0
Inventory cycle (days)	245.9	210.6	35.3	10.8
Average collection period (days)	7.6	6.4	1.2	0.5
Average payment period (days)	161.6	139.4	22.2	26.9

The **current ratio** is calculated as the ratio of current assets to the carrying amount of current liabilities.

The **quick ratio** is calculated as the ratio of current assets less inventory to the carrying amount of current liabilities.

The **inventory cycle** in days is calculated as the ratio of the average inventory value for the last four quarters to cost of sales, multiplied by the number of days in the period.

The **average collection period** in days is calculated as the ratio of the average amount of receivables from customers for the last four quarters to revenue, multiplied by the number of days in the period.

The **average payment period** in days is calculated as the ratio of the amount of trade and other payables for the last four quarters to cost of sales, multiplied by the number of days in the period.

Operating efficiency ratios	30 Apr 2024	31 Jan 2024	Change [%]	change [% qoq]
Equity to non-current assets ratio	26.8%	25.5%	1.3%	8.9%
Debt ratio	28.4%	28.5%	-0.2%	-2.5%
Short-term debt ratio	20.5%	19.3%	1.2%	6.0%
Long-term debt ratio	7.8%	9.2%	-1.4%	-8.5%

Equity to non-current assets ratio is calculated by dividing equity by non-current assets.

Debt ratio is calculated by dividing debt under long-term and short-term borrowings and bonds by total assets.

Short-term debt ratio is calculated by dividing short-term debt under borrowings and bonds by total assets.

Long-term debt ratio is calculated by dividing long-term debt under borrowings and bonds by total assets.

PROFIT GUIDANCE

No profit guidance has been published.

23. CURRENT SALES TRENDS

During the second quarter of 2024, positive trends recorded by the CCC Group in the previous quarter in terms of revenue growth, gross margin improvement and cost reduction have been maintained.

24. COVENANTS / FINANCIAL RATIOS

CCC GROUP

Financing in the CCC Group is provided at the level of two business units, which are separately responsible for their liabilities:

- **CCC Business Unit** (the CCC Group excluding the Modivo Business Unit); and separately for
- **Modivo Business Unit** (MODIVO S.A. and all its subsidiaries).

For detailed information on the financing arrangements and covenants, see the 'Covenants/financial ratios' section of the Directors' Report on the operations of the CCC Group in 2023.

The explanation of financial ratio calculations presented below is a simplified overview of the provisions of the credit facility agreements and the terms and conditions of the bonds (the Terms and Conditions). The purpose of the explanation is to present information on the methodology applied in the financing agreements to calculate the Group's financial ratios.

MODIVO Business Unit	30 Apr 2024	31 Jan 2024	Δ 30 Apr 2024– 31 Jan 2024	Change [%]
Gross debt*	1,014.7	1,025.0	-10.3	-1.0%
(-) Cash	141.5	112.0	29.5	26.3%
(-) Convertible bonds issued to Softbank	776.9	739.0	37.9	5.1%
Net financial debt	96.3	174.0	-77.7	-44.7%
(+) Reverse factoring	318.9	234.0	84.9	36.3%

* Excluding reverse factoring (reverse factoring is included in the definition of a bank covenant applicable to MODIVO S.A.'s gross debt).

- 1) Reduction of Modivo Group's net financial debt on higher cash levels and lower utilisation of revolving credit limits.

CCC Business Unit	30 Apr 2024	31 Jan 2024	Δ 30 Apr 2024– 31 Jan 2024	Change [%]
Gross debt	1,224.5	1,070.4	154.1	14.4%
(-) Cash	254.0	155.0	99.0	63.9%
Net debt	970.5	915.4	55.1	6.0%
(-) Bonds issued to PFR*	356.7	345	11.7	3.4%
(+/-) other adjustments**	-11.0	-5.0	-6.0	>100%
Net financial debt	602.8	565.4	37.4	6.6%
(+) Reverse factoring	324.0	232.0	92.0	39.7%
(+) Bank guarantees	131.5	119.0	12.5	10.5%
Net exposure	1,058.3	916.4	141.9	15.5%

* Debt under bonds issued to PFR is not included in covenants; in the financial statements, its amount is included in liabilities under borrowings and bonds and in other financial liabilities.

** For the purpose of calculating the net exposure covenant – adjustments for measurement of derivatives and SCN.

- 1) Net debt remained broadly unchanged quarter on quarter, despite purchases made ahead of the SS24 season, thanks to:
 - continued delivery of saving programmes in the CCC segment,
 - continued working capital optimisation,
 - renegotiation of business terms with suppliers.
- 2) Increased use of reverse factoring products and bank guarantees reflecting contracts signed for the upcoming SS24 and AW24 seasons.
- 3) CCC Business Unit's debt refinancing process progressing as planned, due for completion by mid-year. In the Management Board's opinion, its completion will eliminate the going concern risks discussed in the consolidated financial statements of the CCC Group for the year ended 31 January 2024.

CCC BUSINESS UNIT'S RATIOS REVIEWED AS AT THE REPORTING DATE

In the Management Board's opinion as at 30 April 2024, none of the financial ratios were breached during the reporting period and until the date of authorisation of this report for issue.

Under the refinancing agreements of 2 June 2021 and the ordinary bonds issue agreement (ISIN:PLCCC0000081) of 17 May 2021, as amended, the CCC Business Unit is required, among other obligations, to test the following ratios as at 30 April 2024:

- a) **Net Exposure/EBITDA for the CCC Business Unit** not higher than 3.8x.

CCC BUSINESS UNIT'S RATIOS REVIEWED AFTER THE REPORTING DATE

In accordance with the financing agreements, formal confirmation of the fulfilment of the financing terms is to be made within specified time limits after the date of issue of the Group's consolidated financial statements.

- a) **Net Exposure/EBITDA for the CCC Business Unit**

Calculation Period	Net Exposure/EBITDA
31 July 2024	3.5x
31 October 2024	3.0x
next Quarter End Date	3.0x

- b) **DSCR for the CCC Business Unit** in subsequent six-month periods ending on 31 January and 31 July – not lower than 1.2x.
- c) **Capital Expenditure for the CCC Business Unit** as at 31 January 2025 not higher than PLN 163.0 million, plus any unutilised Capital Expenditure brought forward.

Definitions:

EBITDA of the CCC Business Unit, i.e. operating profit from continuing operations plus depreciation and amortisation; including numerous non-cash adjustments (excluding amounts resulting from the implementation of IFRS 16)

Net Financial Debt means Gross Financial Debt less cash and cash equivalents.

Net Financial Exposure means net Financial Debt including debt under reverse factoring and confirming, as well as letters of credit and guarantees.

DSCR – the ratio of Cash Flows Available for Debt Service (EBITDA adjusted for numerous items, including decreased by income tax, increased by write-offs of accounts receivable and inventory, decreased by Capital Expenditure (excluding the portion financed by Permitted Financial Debt explicitly allocated for this purpose) to Debt Service.

MODIVO BUSINESS UNIT'S RATIOS REVIEWED AS AT THE REPORTING DATE

The Modivo Business Unit comprises MODIVO S.A. and all its subsidiaries. In the Management Board's opinion as at 30 April 2024, none of the financial ratios were breached during the reporting period and until the date of authorisation of this report for issue. In accordance with the credit facility and factoring agreements in force, the MODIVO Business Unit is obliged to test, among others:

- a) **EBITDA** of PLN 98,000,000

The metric will undergo a one-off compliance test as at 30 April 2024, with the proviso that the Bank will accept a negative variance of no more than 15%. Pursuant to the credit facility amendment executed with PKO BP on 27 March 2024, the Bank waived the testing of this metric. This covenant is not present in the other financing agreements.

MODIVO BUSINESS UNIT'S RATIOS REVIEWED AFTER THE REPORTING DATE

In accordance with the annex signed on 21 November 2023 between MODIVO S.A. and its financing institutions, the MODIVO Business Unit is required to test compliance of the following financial ratios subsequent to the reporting date:

a) Net Financial Debt/EBITDA not higher than 3.5.

This ratio is calculated every six months but will not be reviewed until 31 January 2025, as the relevant subsidiary of Modivo S.A. secured prior waivers from the testing of the Net Financial Debt/EBITDA ratio as at 31 July 2024 from PEKAO S.A. (on 26 March 2024), PKO BP (on 27 March 2024), PEKAO Faktoring Sp. z o.o. (on 27 March 2024), and a member of the Softbank Group as a bondholder (on 2 April 2024). In the case of the bondholder Softbank Vision Fund II Motion Subco (DE) LLC, the ratio is set at a level not higher than 5:1.

b) DSCR of ≥ 1.2

This ratio is tested on a quarterly basis, with the first testing date falling on 31 October 2024 as per the credit facility amendment executed with PKO BP on 27 March 2024 (extending the original testing date from 31 July 2024). This covenant is not present in the other financing agreements.

c) Net Financial Debt excluding bonds not higher than PLN 548.0 million.

For the Modivo Business Unit, Net Financial Debt will be tested as at 31 July 2024 in accordance with the creditors' waivers as referred to in item (a) above, whereby the conditions for testing the financial ratios effective as at 31 July 2023 were maintained.

PKO BP S.A. permits a return to the original contractual obligations as they were prior to the execution of the Amendment, provided that the Net Financial Debt/EBITDA ratio does not exceed 3.5 for two consecutive testing periods.

In the case of bonds issued to Softbank Vision Fund II Motion Subco (DE) LLC, the ratio has been set at a level not higher than 5:1, to be tested every six months. Breach of this covenant as at two consecutive testing dates constitutes an event of default under the agreement between Modivo S.A. and Softbank Vision Fund II Motion Subco (DE) LLC. In the Management Board's opinion, as at the first testing date (31 January 2023) the ratio exceeded the prescribed limit. Following the banks' approval, Modivo S.A. also secured conditional consent from the bondholder Softbank to a potential breach of this covenant and waiver of the right to demand early redemption in the event of its breach as at the second testing date of 31 July 2023, with the waiver effective upon execution of the credit documentation extending the availability period of the PLN 260.0 million credit facility, as per the binding offer received from Bank Polska Kasa Opieki S.A. on 13 April 2023. With Softbank's consent, a ratio exceeding the limit prescribed for 31 January 2024 and 31 July 2024 will not be considered an event of default under that or any other financing agreement of the MODIVO Business Unit or any other Business Units.

Definitions:

Net Financial Debt is defined as the sum of interest-bearing debt under bank and non-bank borrowings, debt securities and debt under reverse factoring / eFinancing and leasing (excluding amounts resulting from the implementation of IFRS 16), less cash.

Net Financial Debt excluding bonds is defined as the sum of interest-bearing debt under bank and non-bank borrowings, debt securities (excluding bonds issued to Softbank Vision Fund II Motion Subco (DE) LLC) and debt under reverse factoring / eFinancing and leasing (excluding amounts resulting from the implementation of IFRS 16), less cash.

EBITDA is defined as operating profit increased by depreciation and amortisation (excluding amounts resulting from the implementation of IFRS 16), further increased by costs related to the incentive scheme and additionally, for the agreement with PKO BP, decreased by any gains or increased by any losses from the disposal of non-financial non-current assets.

DSCR is defined as (EBITDA decreased by corporate income tax) divided by the sum of interest, principal and lease payments (excluding amounts resulting from the implementation of IFRS 16) and other debt obligations for the 12 months ended on the ratio calculation date.

FINANCIAL INSTRUMENTS

As at the reporting date, the Group used forward instruments to hedge against currency risk arising from an open exposure denominated in USD. Moreover, the CCC Group holds derivative instruments embedded in the bonds issued to PFR (Equity Kicker) and a derivative financial instrument embedded in bonds convertible into Modivo shares – voluntary conversion option. For a detailed description of the financial instruments used, see Note 6.1 to the financial statements.

FEASIBILITY OF INVESTMENT PLANS

The Group intends to finance investment projects with its own funds and with external capital. Subject to the limitations set out in the refinancing agreement, the Management Board believes that there are currently no major threats which could adversely affect delivery of the investment plans in the future.

MATERIAL RELATED-PARTY TRANSACTIONS

To the best of the Group's knowledge, no material related-party transactions were concluded on non-arm's length terms during the financial year. For information on related-party transactions, see section 'Related-party transactions' in the interim condensed consolidated financial statements.

SHAREHOLDERS WITH MAJOR HOLDINGS

According to the information available to the Company, shareholders holding 5% or more of total voting rights in CCC S.A. as at 30 April 2024 were:

- 1) ULTRO S.a.r.l. (a subsidiary of Dariusz Miłek), which held 22,956,000 Company shares, representing 33.33% of the share capital and 39.01% of total voting rights;
- 2) Aviva Polska OFE*, which held 4,367,000 Company shares, representing 6.34% of the share capital and 5.78% of total voting rights;
- 3) Nationale-Nederlanden OFE*, which held 4,267,000 Company shares, representing 6.20% of the share capital and 5.65% of total voting rights;
- 4) Funds managed by AgioFunds TFI S.A., which held 3,874,064 Company shares, representing 5.63% of the share capital and 5.13% of total voting rights.

SHAREHOLDER	NUMBER OF SHARES HELD	% OWNERSHIP INTEREST	NUMBER OF VOTING RIGHTS	% VOTING INTEREST
Ultron S.a.r.l.	22,956,000	33.33%	29,456,000	39.01%
Allianz Polska OFE*	4,367,000	6.34%	4,367,000	5.78%
Nationale-Nederlanden OFE*	4,267,000	6.20%	4,267,000	5.65%
Funds managed by AgioFunds TFI S.A.	3,874,064	5.63%	3,874,064	5.13%
Other investors***	33,403,936	48.50%	33,553,936	44.43%
total:	68,868,000	100.00%	75,518,000	100.00%

* As per the list of shareholders entitled to participate in the Extraordinary General Meeting on 26 March 2024.

** Other investors holding less than 5% of voting rights.

SHARES IN THE PARENT AND IN RELATED ENTITIES HELD BY MANAGEMENT AND SUPERVISORY PERSONNEL

SHAREHOLDER	NUMBER OF SHARES AS AT THE DATE OF ISSUE OF THIS REPORT	PAR VALUE OF SHARES AS AT THE DATE OF ISSUE OF THIS REPORT (PLN)
Supervisory Board		
Mariusz Gnych, Member of the Supervisory Board	207,112	20,711.0
Management Board		
Ultron S.a.r.l. (subsidiary of Dariusz Miłek, President of CCC S.A.)	22,956,000	2,295,600.0
President of Modivo S.A. Marcin Czyczerski	5,100	510.0
Vice President of CCC S.A. Karol Półtorak	35,500	3,550.0
Vice President of CCC S.A. Igor Matus	962	96.2

The other members of the Management Board and the Supervisory Board did not hold any shares in CCC S.A. Members of the Management Board and the Supervisory Board did not hold any shares in entities related to CCC S.A.

COMPANY SHAREHOLDERS HOLDING SPECIAL CONTROL RIGHTS

According to the Articles of Association of the Company, CCC S.A. shares are divided into two classes:

- ordinary bearer shares, each conferring one voting right in the Company,
- registered shares with voting preference, each conferring two voting rights in the Company.

SHAREHOLDER	NUMBER OF SHARES HELD	% OWNERSHIP INTEREST	NUMBER OF VOTING RIGHTS	% VOTING INTEREST
Ultron S.a.r.l. (subsidiary of Dariusz Miłek, President of CCC S.A.)	6,500,000	9.44%	13,000,000	18.88%
Lech Chudy	50,000	0.07%	100,000	0.15%
Renata Miłek	50,000	0.07%	100,000	0.15%
Mariusz Gnych	50,000	0.07%	100,000	0.15%
Total	6,650,000	9.66%	13,300,000	17.61%

MANAGEMENT BOARD AND SUPERVISORY BOARD

As at 30 April 2024, the Management Board of CCC S.A. consisted of:

Full name of Management Board Member	Position held
Dariusz Miłek	President of the Management Board
Karol Półtorak	Vice President of the Management Board
Igor Matus	Vice President of the Management Board

Full name of Supervisory Board Member	Position held
Wiesław Oleś	Chair of the Supervisory Board (appointed on 12 June 2023)
Mariusz Gnych	Deputy Chair of the Supervisory Board (appointed on 12 June 2023), member of the Audit Committee
Filip Gorczyca	Member of the Supervisory Board (appointed on 11 April 2019), Chair of the Audit Committee
Zofia Dzik	Member of the Supervisory Board (appointed on 18 June 2019), member of the Audit Committee
Piotr Kamiński	Member of the Supervisory Board (appointed on 12 June 2023)
Marcin Stańko	Member of the Supervisory Board (appointed on 12 June 2023)

For a detailed description of the remits of the Management Board and Supervisory Board, see the corporate website:

<https://corporate.ccc.eu/wladze-ccc>

25. OTHER INFORMATION

Items that are unusual because of their nature, value or frequency and which affect assets, liabilities, equity, net income or cash flows

Events occurring in the reporting period that were considered unusual items because of their nature and frequency were as follows:

- Spin-off of an organised part of the enterprise of CCC.eu Sp. z o.o. and its transfer to CCC Tech Sp. z o.o. in exchange for new shares. CCC Tech Sp. z o.o. was established to spin off IT services from the broader framework of the CCC Group. The principal business activity of the new company is the provision of IT services to CCC Group companies as well as to entities outside the CCC Group.

Impairment losses, provisions and deferred tax

For details, see the 'Interim condensed consolidated financial statements' section.

Material transactions of purchase and sale of property, plant and equipment and related liabilities

- On 30 April 2024, CCC S.A. changed the presentation of its property in Stupsk as an asset available for sale in accordance with International Financial Reporting Standard 5 (IFRS 5). The asset is available for immediate sale in its present condition, and management is committed to a plan to sell the asset. The carrying amount of the property was PLN 11.9 million, while its recoverable amount was estimated at PLN 10.0 million, leading to the recognition of an impairment loss of PLN 1.9 million recorded under other expenses. On 4 June 2024, the property was sold for PLN 10.0 million.
- Building K1 in Zielona Góra owned by Modivo S.A., classified as an asset held for sale as at 31 January 2024, was sold in the three months to 30 April 2024. The Group generated a gain on the sale of PLN 15.3 million, recognised under other income.

Material proceedings pending before court, competent arbitration authority or public administration authority, concerning liabilities and receivables of the Company or its subsidiaries, including indication of the subject matter of the proceedings, value of the dispute, date when the proceedings were initiated, parties to the proceedings and the Company's position

Not applicable.

Material litigation settlements

Not applicable.

Corrections of prior period errors

Not applicable.

Changes in economic environment and trading conditions with a material effect on the fair value of financial assets and liabilities of the Company, irrespective of whether such assets and liabilities are carried at fair value or adjusted acquisition cost (amortised cost)

Changes in economic environment and trading conditions with a material effect on the fair value of financial assets are disclosed in the section on going concern and events subsequent to the reporting date.

Credit default or breach of material credit covenants with respect to which no remedial action was taken before the end of the reporting period

Not applicable.

Execution by the Company or any of its subsidiaries of one or more related-party transactions, if concluded on non-arm's length terms, including information on the value of such transactions; information on individual transactions may be grouped by type, except where information on individual transactions is necessary to understand their impact on the Company's assets, financial position and financial performance

Not applicable.

Change in the method used to determine the fair value of financial instruments

Not applicable.

Changes in the classification of financial assets as a result of change in the purpose or use of the assets

Not applicable.

Issue, redemption and repayment of non-equity and equity securities

Not applicable.

Dividend paid or declared, in total and per share, with the division into ordinary and preference shares

Not applicable.

Changes in contingent liabilities or contingent assets that have occurred since the end of the last financial year

Not applicable.

Other information which may materially affect the assessment of the Company's assets, financial condition and profit/loss

Not applicable.

Changes to the organisation of the Company's Group, including changes resulting from a merger of entities, the gaining or loss of control over subsidiaries and long-term investments, as well as the division, restructuring or discontinuation of business activities, and identification of entities subject to consolidation, and in the case of the Company being a holding entity, which is not required to prepare consolidated financial statements under the applicable regulations or may not prepare consolidated financial statements – additionally, indication of the reason for and legal basis of the lack of consolidation

For details, see 'Structure of the CCC Group'.

Management Board's position on the feasibility of meeting any previously published forecasts for a given year in light of the results presented in the quarterly report

Not applicable.

Loan sureties or guarantees provided by the Company or its subsidiary where the aggregate value of such outstanding sureties or guarantees provided to a single entity or its subsidiary is significant

In the reporting period, no significant guarantees or sureties were provided for credit facilities or loans.

Key capital and equity investments within the Company's Group in the financial year

The subsidiaries did not make any significant capital or equity investments in the reporting period. Any cash surplus is used to repay debt under overdraft facilities.

Contracts/agreements between the Company and the management staff

Not applicable.

Share buy-back

In the reporting period, CCC S.A. did not perform any buy-back of its own shares.

Limitations on voting rights at the Company

In the reporting period, there were no limitations on the exercise of voting rights at the Company.

Parent's branches (establishments)

As at the reporting date, the Parent had no branches (establishments).

Major R&D achievements

Not applicable.

Factors and events, including of a non-recurring nature, having material bearing on the condensed financial statements

No such factors or events were identified except as disclosed in the section on going concern and events subsequent to the reporting date.

Factors which in the Company's opinion will affect its performance in the next quarter or beyond

No such factors or events were identified except as disclosed in the section on going concern and events subsequent to the reporting date.

Events subsequent to the date as at which the interim condensed financial statements were prepared, which have not been disclosed in this report but could significantly affect the Company's future financial results

On 10 May 2024, the Group signed a preliminary conditional agreement to acquire 100% of shares in Rawaki Sp. z o.o. of Warsaw, FirstDistribution S.r.o. (of the Czech Republic) and BoardridersClub - Bratislava S.r.o. (of Slovakia). The conditions under the agreement were fulfilled on 3 June 2024. As a result, the CCC Group's product range was expanded through the addition of such brands as Roxy, Billabong and Quicksilver. The total purchase price for those companies was USD 4.8 million. The acquired companies carry out retail sales via an offline network comprising a total of 16 stores and via online channels. The transaction will be accounted for during 2024.

MANAGEMENT BOARD'S REPRESENTATIONS

REPRESENTATION ON ACCURACY OF THE FINANCIAL STATEMENTS

To the best knowledge of the Management Board of CCC S.A., the interim condensed consolidated and separate financial statements and the Directors' Report on the operations of the CCC Group as well as the comparative data have been prepared in compliance with the applicable accounting standards and give a true, clear and fair view of the CCC Group's assets, financial standing and financial results. The Directors' Report on the operations of the CCC Group gives a fair view of the Group's development, achievements and standing, and includes a description of key risks and threats.

The interim condensed consolidated financial report of the CCC Group and CCC S.A. was authorised for issue and signed by the CCC S.A. Management Board on 12 June 2024.

The interim condensed consolidated financial report of the CCC Group and CCC S.A. was authorised for issue and signed by the CCC S.A. Management Board on 12 June 2024.

Edyta Skrzypiec - Rychlik

Chief Accountant

Signatures of all Management Board Members:

Dariusz Miłek

President of the Management Board

Karol Półtorak

Vice President of the Management Board

Igor Matus

Vice President of the Management Board